

Gate Worksheet

HFC Salesperson _____ Customer _____

Gate Description _____

Date _____ Order # _____ Quote # _____

Outside looking in the gate opens to the *Left*: _____ *Right*: _____

Gate hangs on the *Inside*: _____ *Outside*: _____ of the fence.

Gate is a *Single Track*: _____ *Double Track*: _____

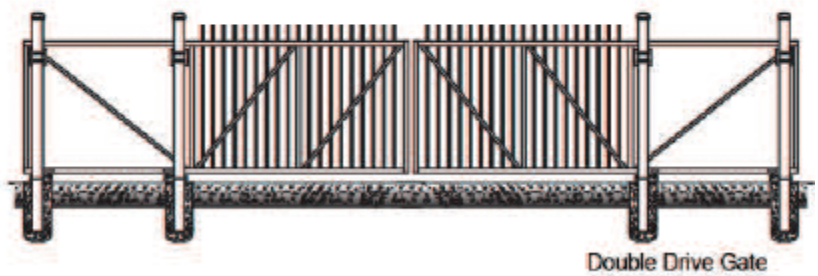
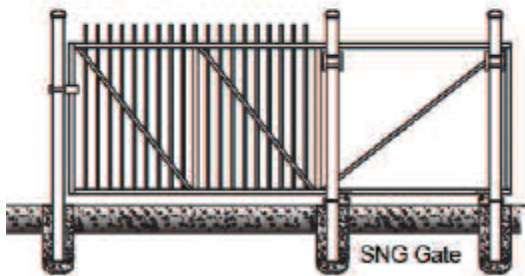

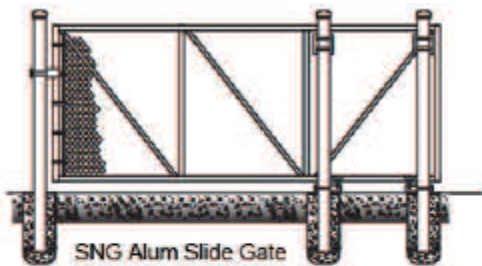
Trolley/Roller Posts are Round: _____ Square: _____ Post Size: _____ inch

Latch Post is Round: _____ Square: _____ Post Size: _____ inch

Fabric Type: _____ Fabric Gauge: _____ Barbwire Yes: _____ No: _____

Gate will have a gate operator Yes: _____ No: _____

Circle One (all gates are shown outside looking in):



Customer Signature: _____