
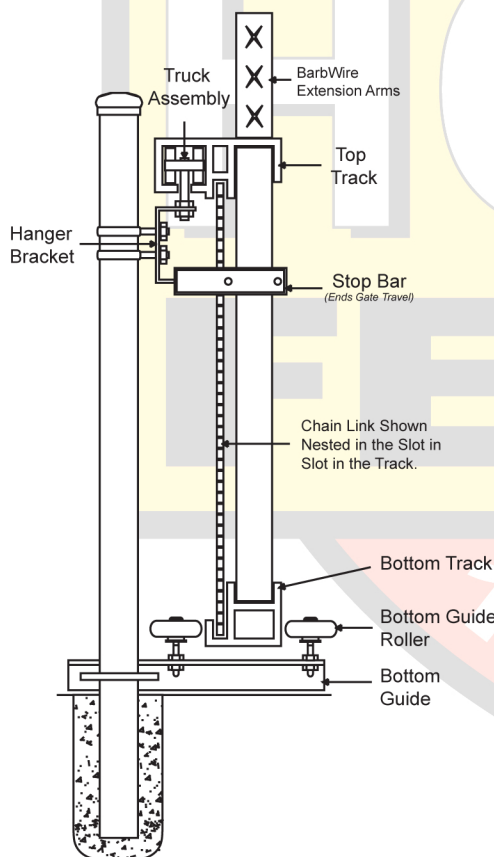
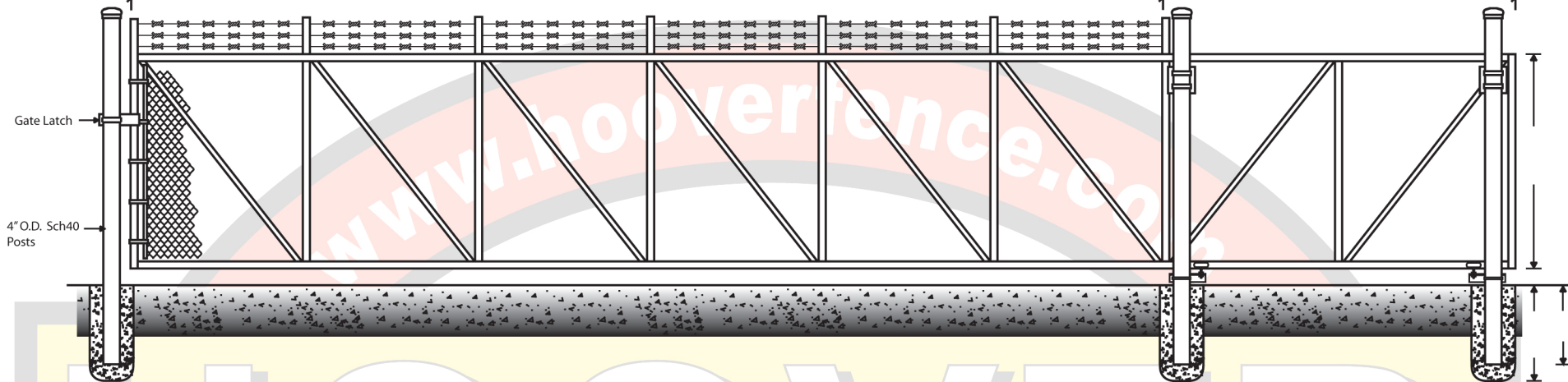


Gate Opening - 30'

Counterbalance - 11'8"



Truck Assembly  
With sealed roller bearings

Default Specifications

- Uprights: 2" S.Q. .125 Wall
- Diagonals: 1-1/4" S.Q. .125 Wall
- Top Track: 6" x 3-1/4"
- Bottom Track: 3-1/4" x 3-1/4"
- All Material 6061-T6 Extruded



Project:		
30' Aluminum Slide Gate With Barb		
Approved By/Date	Revision NO.	Drawing NO.
Drawn By:	Effective Date	