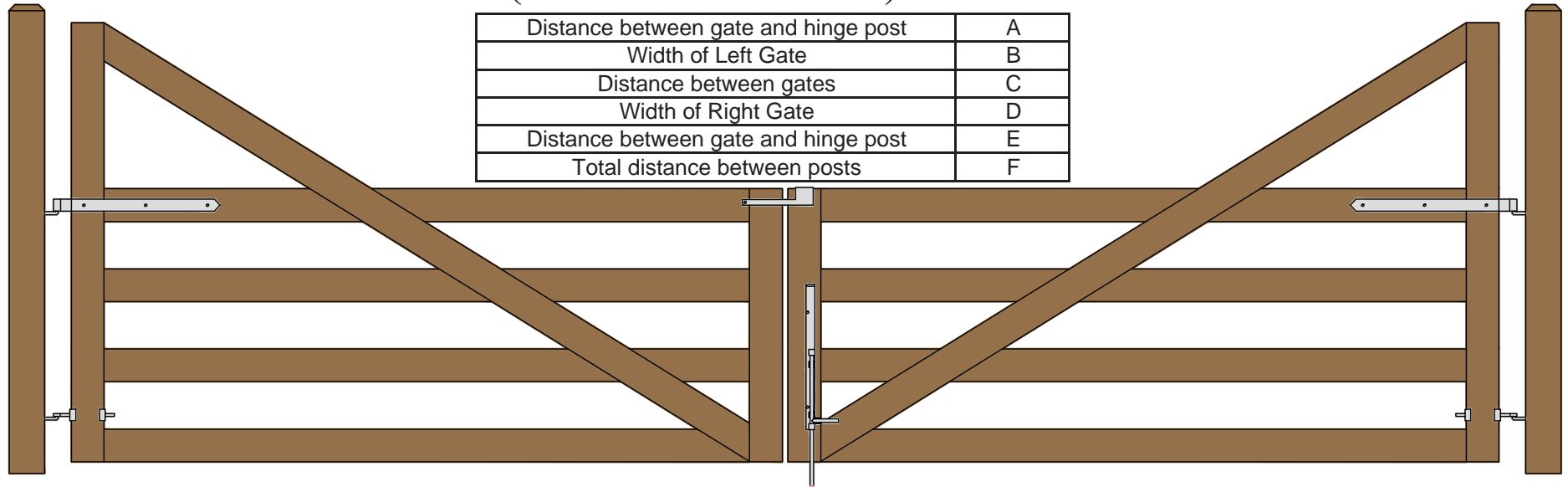


DOUBLE CAPE COD RAIL GATE (TWO 10 FOOT WIDE 46" HIGH GATES) CENTRAL EYE HINGES (Product Codes #8312) GATE HUNG BETWEEN POSTS




| | |
|--------------------------------------|---|
| Distance between gate and hinge post | A |
| Width of Left Gate | B |
| Distance between gates | C |
| Width of Right Gate | D |
| Distance between gate and hinge post | E |
| Total distance between posts | F |

| Hardware Required | | | | | | | | |
|--|--|--|---|-----|----|-----|------|---------|
| | Galvanized Finish | Black Powder Coat over Galvanized Finish | Central Eye Hinge Advantages | | | | | |
| Hinge Sets | 2 of 8312-S242 | 2 of 8312-S24P | Opens both ways 100 degrees Incredible amount of adjustment Easy operation Very strong | | | | | |
| fasteners included with hardware | Two Sets Includes | | | | | | | |
| | two 24 inch double strap (8312-542 or 8312-54SP) two adjustable bottom gate fitting (8250-002 or 8250-00P) four 12" adjustable gate pin (8800-122 or 8800-12P) | | | | | | | |
| Cane Bolt (Vertical) | 1 or 2 of 5000-242* | 1 or 2 of 5000-24SP* | | | | | | |
| Central Latch Options | | | Dimensions (feet and inches) | | | | | |
| | | | A | B | C | D | E | F |
| Throw Over Gate Loop | 4200-032 | 4200-03SP | 4.5" | 10' | 1" | 10' | 4.5" | 20' 10" |
| Cane Bolt and Keep | 5000-122 plus 5000-002 | 5000-12SP plus 5000-00SP | 4.5" | 10' | 1" | 10' | 4.5" | 20' 10" |
| Lumber Required | | | | | | | | |
| Posts | 2 of 10' x 6" x6" (usually dressed out at 5.5" x 5.5") | | | | | | | |
| Rails, Stiles (uprights) and Diagonals made from full 1" thick by 5.5" wide lumber (commonly stocked decking material or rough cut lumber) | | | | | | | | |
| Rails | 8 of 10' x 1" x 5.5" | | | | | | | |
| Stiles | 6 of 8' x 1" x 5.5" | | | | | | | |
| Diagonals | 4 of 12' x 1" x 5.5" | | | | | | | |
| Filler Blocks | 4 of 12' x 1" x 5.5" (Parts E,F, and G on Plan Layout) | | | | | | | |
| Fasteners Required | | | | | | | | |
| Approximately 100 of 1.75" x #8 wood screws (stainless preferred) | | | | | | | | |
| 36 of 3.5" x 3/8" carriage bolts (hot dipped galvanized or stainless steel), nuts, and washers | | | | | | | | |
| *One 24" Cane Bolt (5000-242 or 5000-24SP) is required for central stability. Two are needed if you require a means of keeping the gates open. | | | | | | | | |

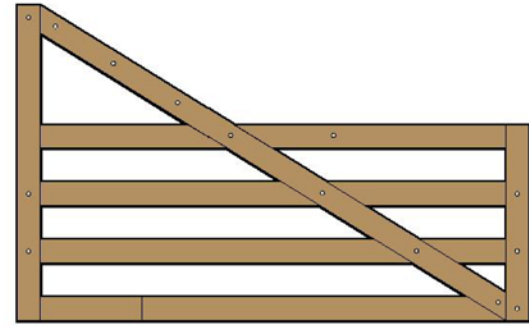
Hoover Fence Company

Download includes this materials list, component cutting and layout sheet, tips on installing gate posts, and detailed instructions.

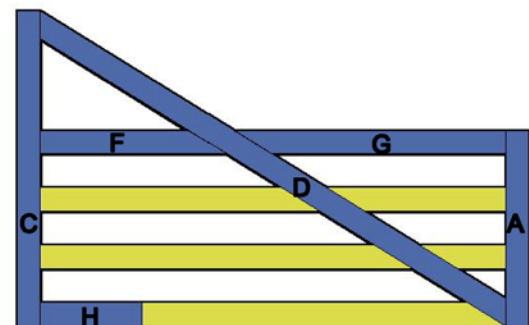
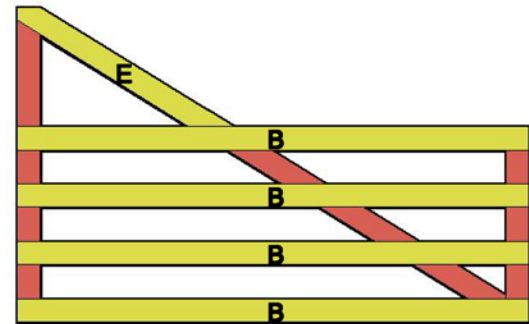
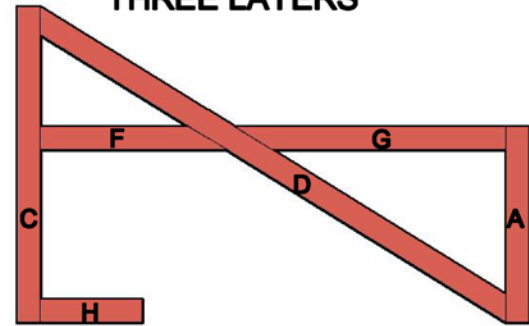
For a complete listing of our free gate plans and gate layouts visit hooverfence.com.



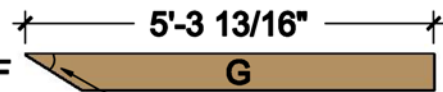
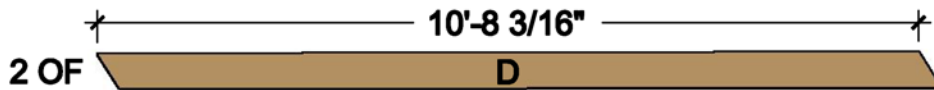
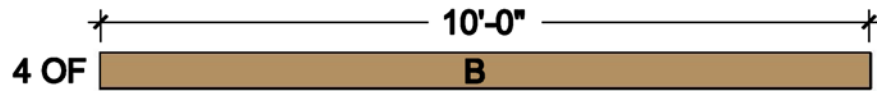
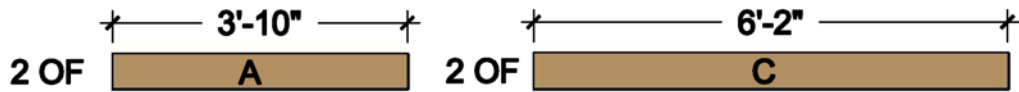
FLAT FRONTAL VIEW



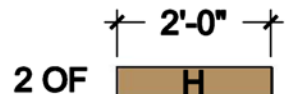
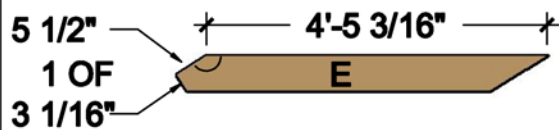
THREE LAYERS



COMPONENTS (FULL 1" THICK x 5-1/2" WIDE)



32°



For Rear Eye Hinge Only

Hoover Fence Company
10' Cape Cod Board Gate