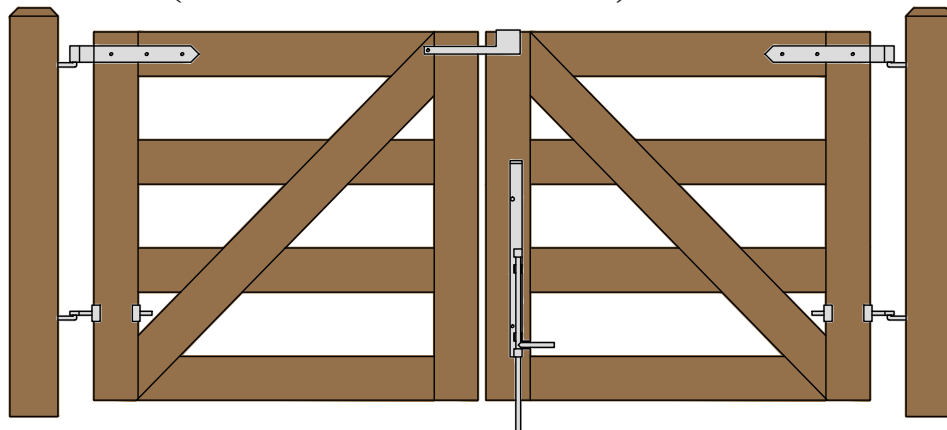


DOUBLE MAINE BOARD RAIL GATE (TWO 4 FOOT WIDE 46" HIGH GATES) CENTRAL EYE HINGES (Product Codes #8312) GATE HUNG BETWEEN POSTS



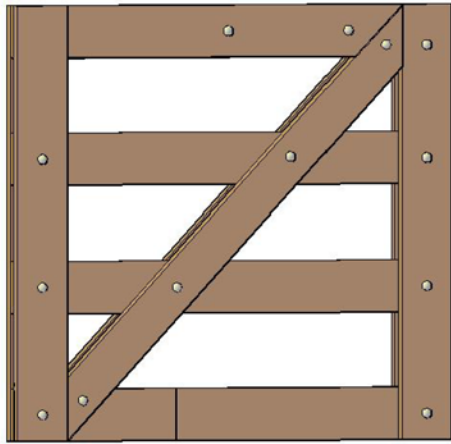
Distance between gate and hinge post	A
Width of Left Gate	B
Distance between gates	C
Width of Right Gate	D
Distance between gate and hinge post	E
Total distance between posts	F

		Hardware Required		Central Eye Hinge Advantages Opens both ways 100 degrees Incredible amount of adjustment Easy operation Very strong											
		Galvanized Finish	Black Powder Coat over Galvanized Finish							Dimensions (feet and inches)					
Hinge Sets		2 of 8312-S122	2 of 8312-S12P							A	B	C	D	E	F
fasteners included with hardware		Two Sets Includes													
		two 12 inch double strap (8312-422 or 8312-42SP) two adjustable bottom gate fitting (8250-002 or 8250-00P) four 12" adjustable gate pin (8800-122 or 8800-12P)													
Cane Bolt (Vertical)		1 or 2 of 5000-242*	1 or 2 of 5000-24SP*												
Central Latch Options															
Throw Over Gate Loop		4200-032	4200-03SP	4.5"	4'	1"	4'	4.5"	8' 10"						
Cane Bolt and Keep		5000-122 plus 5000-002	5000-12SP plus 5000-00SP	4.5"	4'	1"	4'	4.5"	8' 10"						
Lumber Required															
Posts	2 of 8' x 6" x6" (usually dressed out at 5.5" x 5.5")														
Rails, Stiles (uprights) and Diagonals made from full 1" thick by 5.5" wide lumber (commonly stocked decking material or rough cut lumber)															
Rails	6 of 8' x 1" x 5.5"														
Stiles	4 of 8' x 1" x 5.5"														
Diagonals	2 of 10' x 1" x 5.5"														
Fasteners Required															
Approximately 100 of 1.75" x #8 wood screws (stainless preferred)															
28 of 3.5" x 3/8" carriage bolts (hot dipped galvanized or stainless steel), nuts, and washers															
*One 24" Cane Bolt (5000-242 or 5000-24SP) is required for central stability. Two are needed if you require a means of keeping the gates open.															

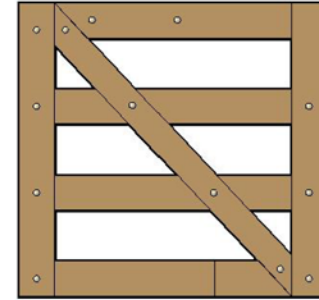
Hoover Fence Company

Download includes this materials list, component cutting and layout sheet, tips on installing gate posts, and detailed instructions.

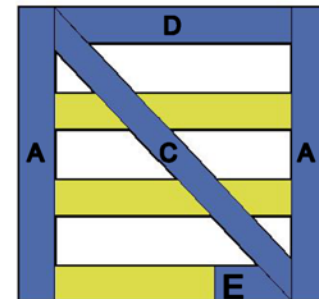
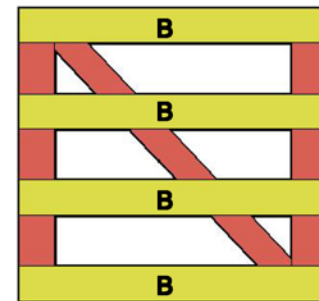
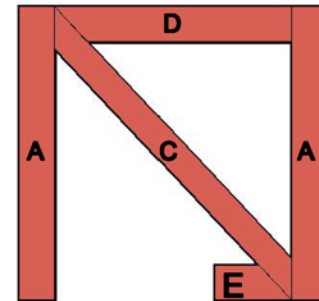
For a complete listing of our free gate plans and gate layouts visit hooverfence.com.



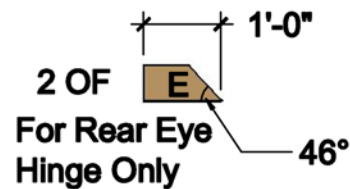
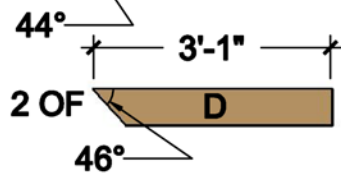
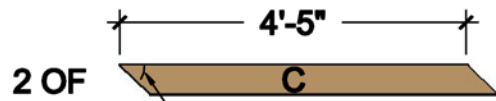
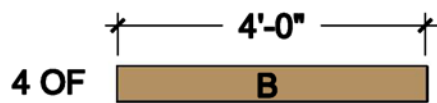
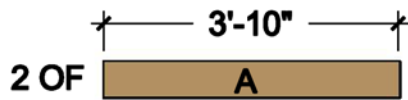
FLAT FRONTAL VIEW



THREE LAYERS



COMPONENTS (FULL 1" THICK x 5-1/2" WIDE)



**Hoover Fence
4' Maine Board Gate**