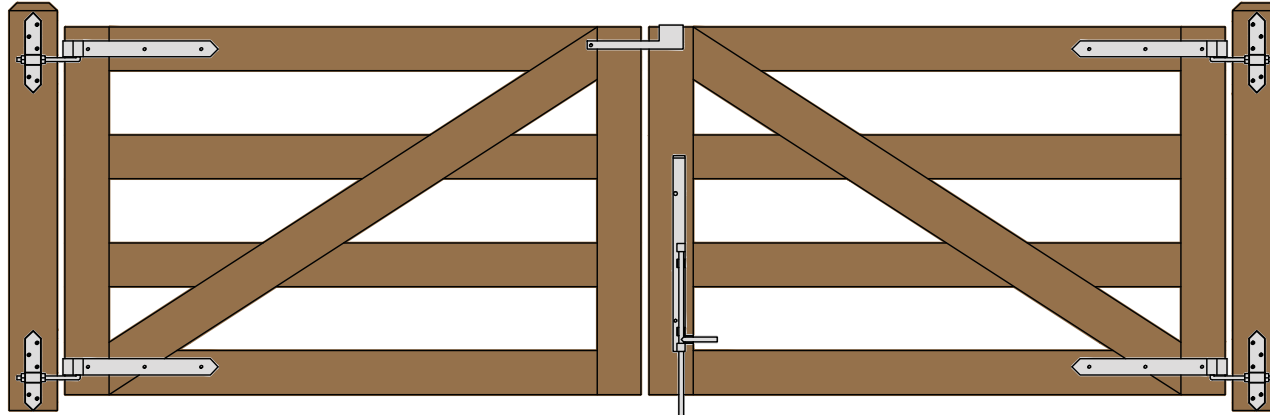


DOUBLE MAINE BOARD RAIL GATE (TWO 6 FOOT WIDE 46" HIGH GATES) REAR EYE HINGES (Product Codes #8324) GATE HUNG BETWEEN POSTS



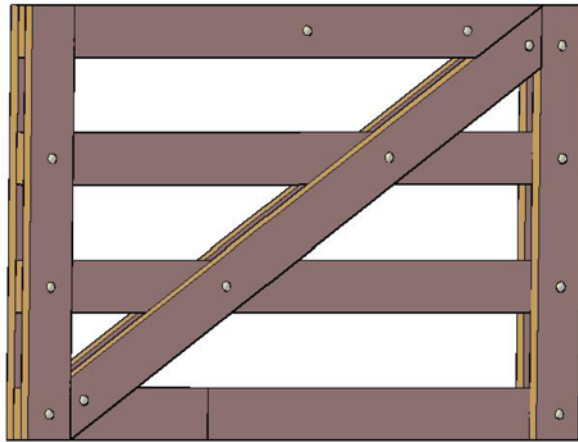
Distance between gate and hinge post	A
Width of Left Gate	B
Distance between gates	C
Width of Right Gate	D
Distance between gate and hinge post	E
Total distance between posts	F

Hardware Required						
	Galvanized Finish	Black Powder Coat over Galvanized Finish	Rear Eye Hinge Advantages Opens 180 degrees Incredible amount of adjustment Easy operation & Very Strong Minimal distance between gate and post			
Hinge Sets	2 of 8324-S182	2 of 8324-S18P				
fasteners included with hardware	Two Sets Includes					
	four 18 inch double strap (8324-182 or 8324-18SP) four mounting plate with 8" adjustable threaded pins(8256-342 or 8256-34P)					
Cane Bolt (Vertical)	1 or 2 of 5000-242*	1 or 2 of 5000-24SP*	Dimensions (feet and inches)			
Central Latch Options			A	B	C	D
Throw Over Gate Loop	4200-032	4200-03SP	1"	6'	1"	6'
Cane Bolt and Keep	5000-122 plus 5000-002	5000-12SP plus 5000-00SP	1"	6'	1"	6'
Lumber Required						
Posts	2 of 8' x 6" x 6" (usually dressed out at 5.5" x 5.5")					
Rails, Stiles (uprights) and Diagonals made from full 1" thick by 5.5" wide lumber (commonly stocked decking material or rough cut lumber)						
Rails	6 of 12' x 1" x 5.5"					
Stiles	4 of 8' x 1" x 5.5"					
Diagonals	2 of 14' x 1" x 5.5"					
Filler blocks for bottom hinge	1 of 8' x 1" x 5.5"					
Fasteners Required						
Approximately 100 of 1.75" x #8 wood screws (stainless preferred)						
24 of 3.5" x 3/8" carriage bolts (hot dipped galvanized or stainless steel), nuts, and washers						
Mounting Plate Fasteners - 20 of 3/8" carriage bolts that are 1" longer than thickness of gate post (preferred) or 20 of 3/8" lag bolts (minimum of 4" long)						
*One 24" Cane Bolt (5000-242 or 5000-24SP) is required for central stability. Two are needed if you require a means of keeping the gates open.						

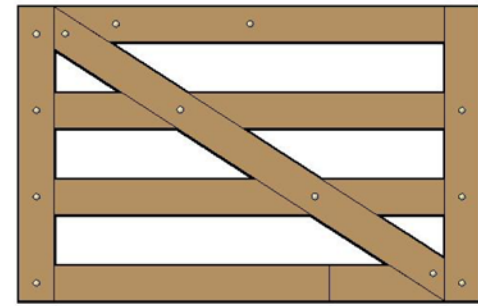
Hoover Fence Company

Download includes this materials list, component cutting and layout sheet, tips on installing gate posts, and detailed instructions.

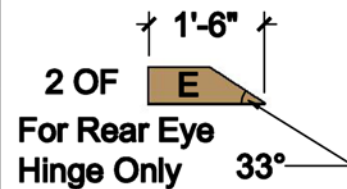
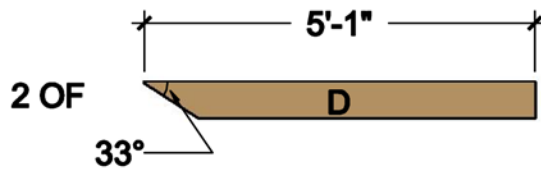
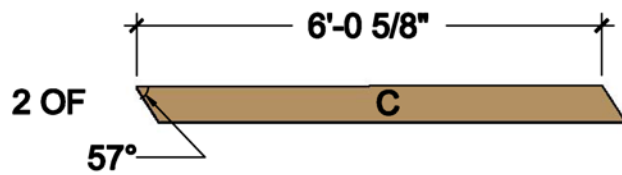
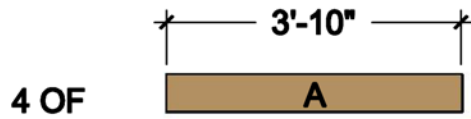
For a complete listing of our free gate plans and gate layouts visit hooverfence.com.



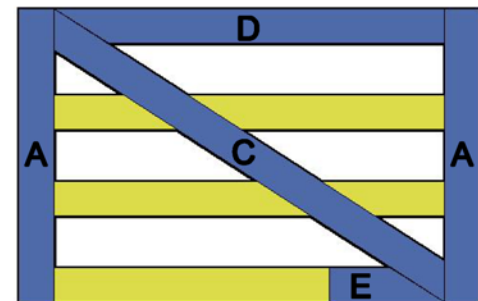
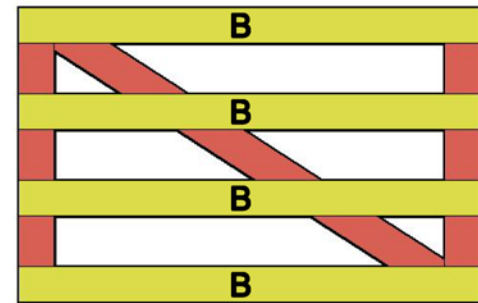
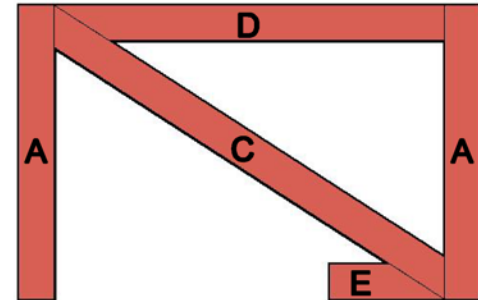
FLAT FRONTAL VIEW



COMPONENTS (FULL 1" THICK x 5-1/2" WIDE)



THREE LAYERS



Hoover Fence Company
6' Maine Board Gate