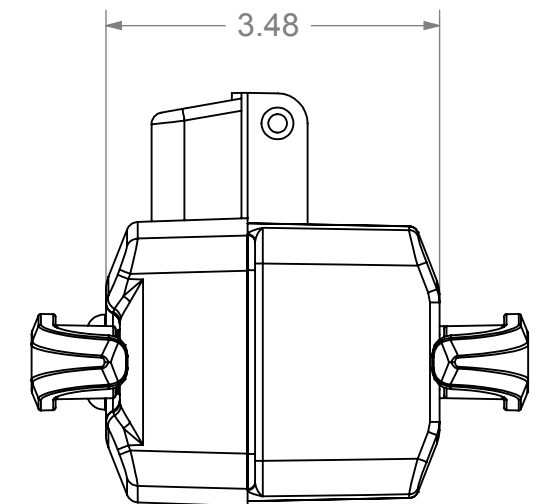
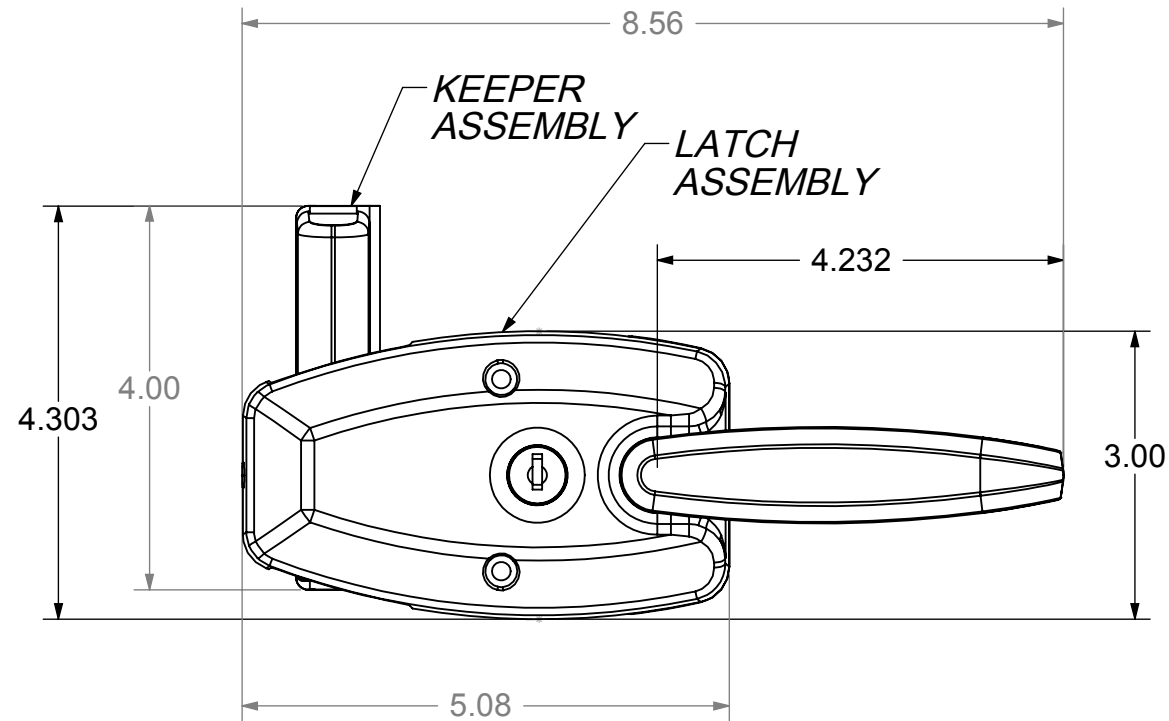
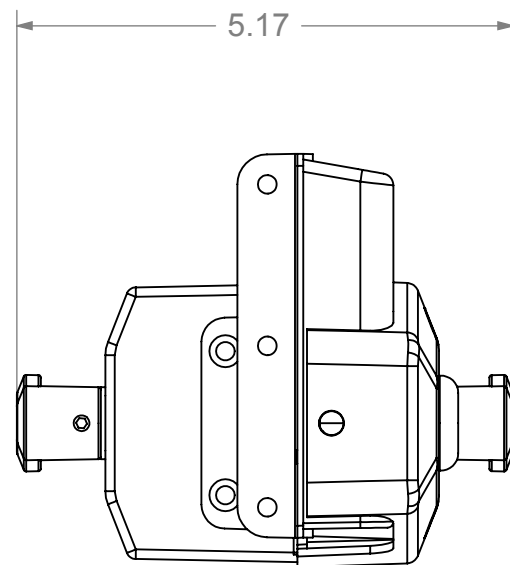
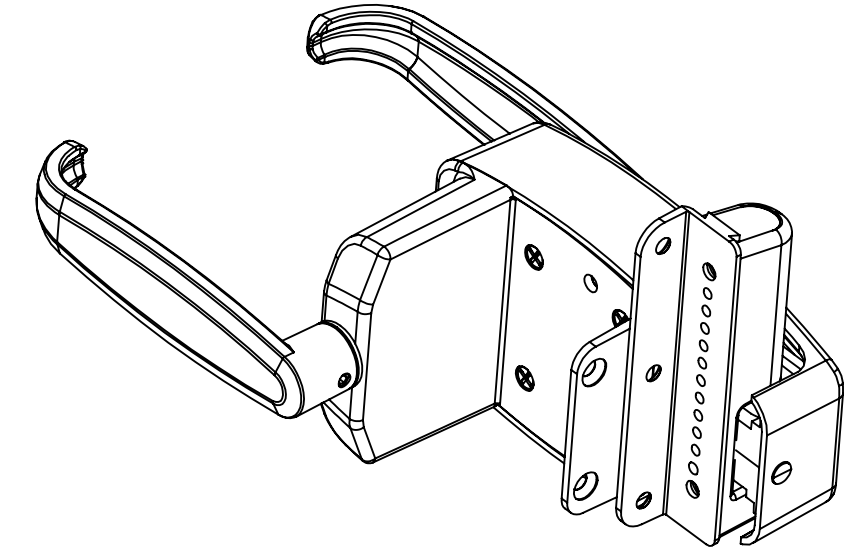
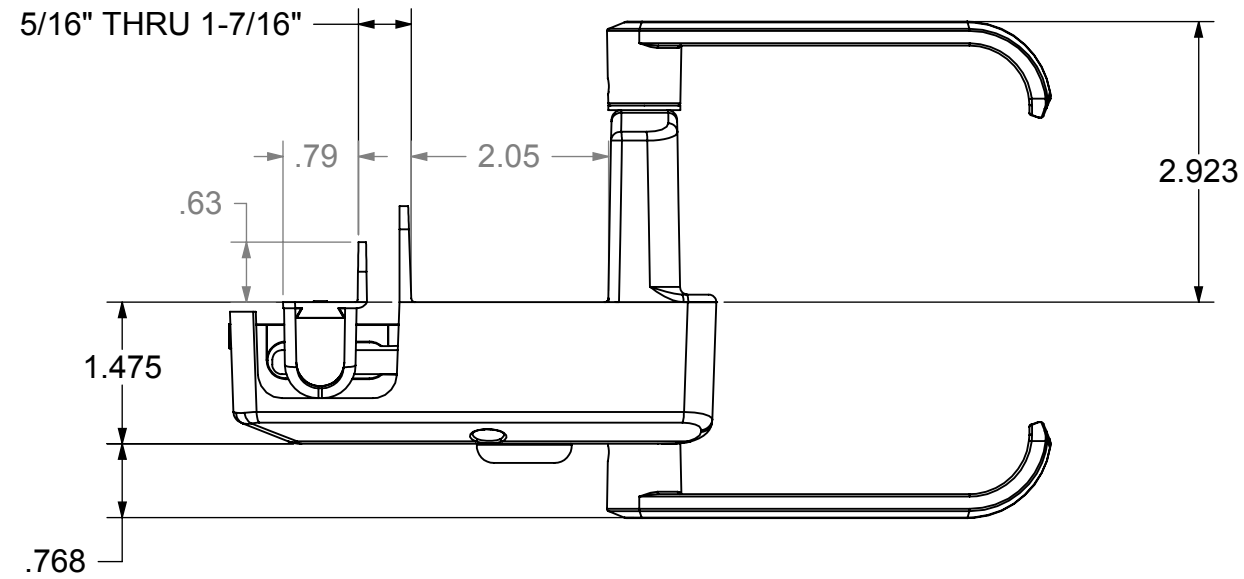
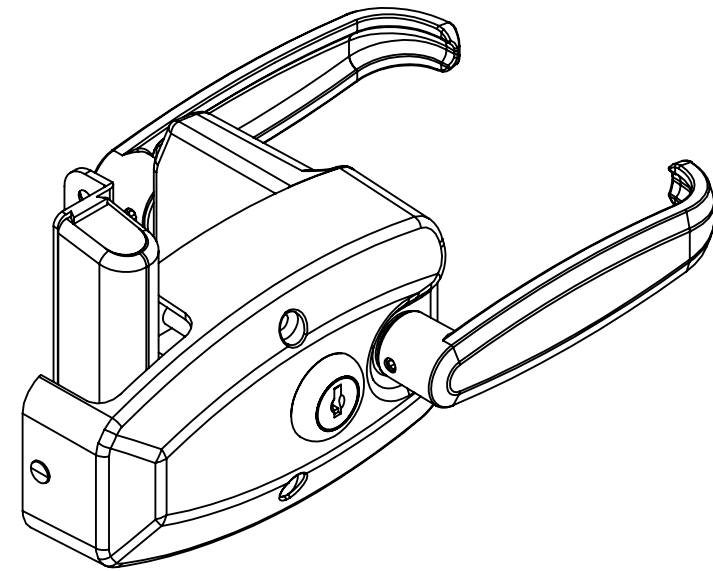


REVISIONS				
ECR/DCR	REV.	DESCRIPTION	DATE	APPD
-	-	INITIAL RELEASE	02-25-09	-
-	1	ADDED ® SYMBOL TO LOGO	07-30-18	-



<b>OM-L-WH (KEYED)</b>	<b>WHITE</b>
<b>OM-L-BZ (KEYED)</b>	<b>BRONZE</b>
<b>OM-L-BK (KEYED)</b>	<b>BLACK</b>
<b>OM-WH</b>	<b>WHITE</b>
<b>OM-BZ</b>	<b>BRONZE</b>
<b>OM-BK</b>	<b>BLACK</b>
<b>NWI PART NO.</b>	<b>COLOR</b>

**PACKAGE CONTENTS**

- (1) KEEPER ASSEMBLY INDIVIDUALLY POLYBAGGED.
- (1) OFFSET KEEPER BACKPLATE INDIVIDUALLY POLYBAGGED.
- (1) LATCH ASSEMBLY INDIVIDUALLY POLYBAGGED.
- (2) HANDLES WITH SET SCREWS INSTALLED, INDIVIDUALLY POLYBAGGED.
- (1) POLYBAG CONTAINING:
  - (1) SQUARE SPINDLE
  - (1) SET SCREW WRENCH
- (1) PACK OF STAINLESS STEEL MOUNTING SCREWS (POLYBAGGED AND LABELED "SS SCREWS FOR ALUMINUM GATES"):
  - (2) #8 x 2" lg. PHILLIPS FLAT HEAD SELF-DRILLING SCREW
  - (7) #8 x 3/4" lg. PHILLIPS FLAT HEAD SELF-DRILLING SCREW
  - (1) #6-32 x 1/4" lg. KEEPER ADJUSTMENT LOCK SCREW
- (1) PACK OF STEEL, ZINC PLATED, MOUNTING SCREWS (POLYBAGGED AND LABELED "STEEL SCREWS FOR STEEL GATES"):
  - (2) #8 x 2" lg. PHILLIPS FLAT HEAD SELF-DRILLING SCREW
  - (7) #8 x 3/4" lg. PHILLIPS FLAT HEAD SELF-DRILLING SCREW
  - (1) #6-32 x 1/4" lg. KEEPER ADJUSTMENT LOCK SCREW
- (1) INSTRUCTION SHEET.

DIMENSIONS ARE IN INCHES  
 TOLERANCES:  
 FRACTIONAL ±1/16"  
 ANGULAR: MACH ±1° BEND ±1°  
 TWO PLACE DECIMAL ±0.01  
 THREE PLACE DECIMAL ±0.005

**PROPRIETARY AND CONFIDENTIAL**  
 THE INFORMATION CONTAINED IN THIS DRAWING IS THE SOLE PROPERTY OF NATIONWIDE INDUSTRIES. ANY REPRODUCTION IN PART OR AS A WHOLE WITHOUT THE WRITTEN PERMISSION OF NATIONWIDE INDUSTRIES IS PROHIBITED.

**NATIONWIDE INDUSTRIES**

**ORNAMAG®  
 ORNAMENTAL MAGNETIC LATCH**

SIZE <b>B</b>	DWG. NO. <b>CS--OM</b>	REV. <b>1</b>
SCALE:1:2	WEIGHT:	SHEET 1 OF 1