

Gate Function



Hold-open
Not for safety gates



Self-closing
Speed adjustable



Final snap-close action
For electric/coded locks



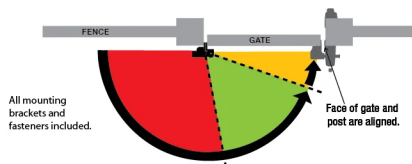
Non
self-closing

READYFIT Brackets

Models	Bracket Material
74108313T	Aluminum
74108315T	Steel

SELF-CLOSING - NON SAFETY

Not suitable for child/pool safety



All mounting brackets and fasteners included.

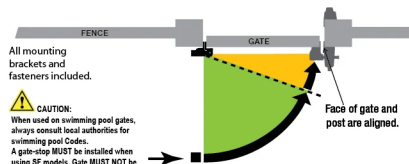
Face of gate and post are aligned.

READYFIT Brackets

Models	Bracket Material
74108323T	Aluminum
74108325T	Steel

SELF-CLOSING - SAFETY ("SF" model)

Suitable for child/pool safety*
DO NOT PROP GATE OPEN



All mounting brackets and fasteners included.



CAUTION:
When used on swimming pool gates, always consult local authorities for swimming pool Codes. A gate-stop MUST be installed when using SF models. Gate MUST NOT be allowed to open past 90°. Doing so voids warranty.

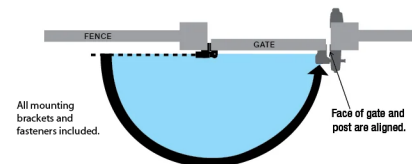
Face of gate and post are aligned.

READYFIT Brackets

Models	Bracket Material
74001313T	Aluminum
74001315T	Steel

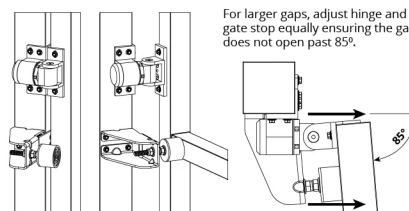
NON SELF-CLOSING

Not suitable for child/pool safety



All mounting brackets and fasteners included.

Face of gate and post are aligned.



For larger gaps, adjust hinge and gate stop equally ensuring the gate does not open past 85°.

Install Gate Stop onto the fence post the safest height to make contact with a cross rail or kick plate.



RF SM S
74001313T
RF SM W
74001315T
HINGE ONLY

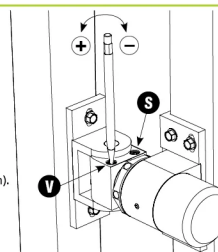
RF 108 S / RF 108SF S
74108313T / 74108323T
RF 108 W / RF 108SF W
74108315T / 74108325T
HINGE-CLOSER

7403 RF
GATE STOP

Adjustable final
Snap-close action
in all "108" models.
Use adjustment tool provided.

V = Closing Speed
S = Final Snap-Close Action

Horizontal gate-gap variance
½ to 1½" (12-35mm).
Do not exceed gap of 1½" (35mm).
Alignment legs provide double
face-fixing strength.



SURECLOSE® READYFIT - PLAIN PIVOTING HINGES

CODE	DESCRIPTION	SOLD AS	MATERIAL & MOUNTING	MAX. OPENING ANGLE	Configuration for Maximum gate weight 1,500 lb (860kg) ¹ Access Control.
74001315T	Plain Pivoting Hinge	Single Hinge	Steel Weld or Screw	178°	74001315T + 74001315T (Not self-closing)
74001313T	Plain Pivoting Hinge	Single Hinge	Aluminum Weld or Screw	178°	74001313T + 74001313T (Not self-closing)

Note: Minimum fence post size 2" (50mm). Gap variance for all models ½ to 1½" (12-35mm). Do not exceed gap of 1½" (35mm)

SURECLOSE® READYFIT - SELF-CLOSING HYDRAULIC HINGE/CLOSERS & ACCESSORIES

CODE	DESCRIPTION	SOLD AS	MATERIAL & MOUNTING	MAX. OPENING ANGLE	SELF-CLOSING FROM	REQUIRES GATE-STOP	Self-closes gates up to 180 lb (80kg) ¹	Self-closes gates up to 260 lb (120kg) ¹
74108313T ⁴	Hinge-Closer w/ hold-open	Single	Aluminum Weld or Screw	180°	83°	No	74108313T + 74001313T	74108313T + 74108313T
74108323T ⁴	Hinge-Closer - safety model	Single	Aluminum Weld or Screw	88°	88°	Yes ³	74108323T + 74001313T	74108323T + 74108323T
74108315T ⁴	Hydraulic Hinge-Closer	Single	Steel Weld or Screw	180°	83°	No	74108315T + 74001315T	74108315T + 74108315T
74108325T ⁴	Hinge-Closer - safety model	Single	Steel Weld or Screw	88°	88°	Yes ²	74108325T + 74001315T	74108325T + 74108325T
7403	READYFIT GateStop	Single Stop	Steel Weld or Screw	85°	N/A	N/A	N/A	N/A

¹ Based on maximum gate size 72"H x 40"W (1800x1000mm).

For gates with greater HxW, or if weather conditions such as wind play a role, use hinge combinations with higher self-closing weight ratings.

CAUTION: Not suitable child/pool gates unless a gate-stop is installed at a maximum of 170" opening. DO NOT PROP GATE OPEN.



CAUTION: When used on swimming pool gates, always consult local authorities for swimming pool Codes. A gate-stop MUST be installed when using safety models. Gate MUST NOT be allowed to open past 90°. Doing so voids warranty.

⁴MEETS ADA REQUIREMENTS for gate opening and closing angles and self-closing speed.