



Vinyl Fence & Railing Hardware

Hinges

Latches

Magnetic Pool Latches

Drop Rods

Handles

Braces

Accessories




NATIONWIDE
INDUSTRIES



NATIONWIDE INDUSTRIES

WE EXPANDED
COMBINING TWO GREAT COMPANIES
TO BETTER SERVE YOUR
HARDWARE NEEDS!



**NEW
LOCATION!**

INNOVATIVE HARDWARE SOLUTIONS FOR FENCE AND RAILING PROFESSIONALS



**WAREHOUSE IS NOW
120,000 SQ FEET**



**14,000 SQ FEET
OF OFFICE SPACE**



EXPANDED SPACE IN TAMPA AS WELL AS OUR WAREHOUSE IN UTAH!

About Nationwide Industries

We design and manufacture quality hardware and components for the building materials industry. We are the leading industry resource with over 2,000 SKUs comprised of steel, aluminum, stainless steel, glass-filled nylon, die castings, for simple components or high tech solutions. As an industry leader, we

provide the best possible balance of value, service and innovation. From our Ultra-Tec® cable railing to our unrivaled safety latches we have a solution for you. Please contact our Tampa based customer service department to discover what products you need for your next project.

We are the leading industry resource with over 2,000 SKUs

3505 Cragmont Dr, Tampa, FL 33619
Phone: (813) 988-2628 • Fax (866) 988-3465
www.nationwideindustries.com • info@nationwideindustries.com



CornerStone® 2 the MILLION Cycle Hinges

CornerStone® 2 Series Technology Self-Closing Nylon Hinges



ALL CornerStone® 2 hinge styles have been tested to 1 MILLION Cycles

Pictured Above:
CornerStone® 2
Self-Closing Adjustable Hinge
C2H100N-SD-BK
Fits Square Profiles

Patented

** CornerStone® 2 hinges tested to 1 million weighted cycles on a 6' x 4' 75 lbs privacy gate.



Safe anti-climb design



Turn-N-Go™ tensioning



Easy tension release with most screwdrivers



Heavy duty design

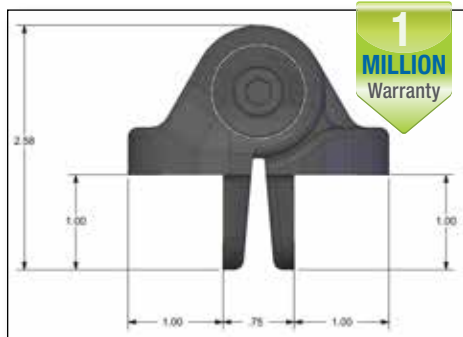


Allen wrench included

CornerStone® 2 Non Adjustable Hinge



Patented



- ▶ Post and Gate flanges: 1"(W) x 1"(D)
- ▶ Heavy duty design produced with durable glass-filled nylon
- ▶ 1/4" Allen wrench **included** for easy Turn-N-Go™ tension adjustment
- ▶ 20 pair per case @ 33lbs

C2H100N-SD-BK Black w/stainless steel self-drilling screws included

C2H100N-SD-WH White w/stainless steel self-drilling screws included

C2H100N-ZD-BK Black w/zinc plated steel self-drilling screws included

C2H100N-ZD-WH White w/zinc plated steel self-drilling screws included

NEW!

Point-Load Tested over 1500 lbs per pair!

CornerStone® 2 Heavy Duty

Patented

NEW!



SELF-CLOSING ON GATES UP TO 135 LB!



C2H120NB-SD-BK Black w/stainless steel screws

C2H121NB-SD-BK Black w/stainless steel screws

- ▶ Fits both right and left-hand applications
- ▶ C2H121 Includes Alignment tab on Gate Post side
- ▶ 1/4" Allen wrench included for easy
- ▶ Turn-N-Go™ tension adjustment
- ▶ 20 pair per case @ 29lbs

White available through special order.

Point-Load Tested over 1700 lbs per pair!



Patented

Pictured:
CornerStone® Self-Closing Adjustable Hinge.
CH200F-SD-BK (Black).
Fits Square Profiles.



The durability of glass-filled nylon along with high quality manufacturing and design, make the CornerStone® an ideal choice when you are searching for a very strong, easy-to-install and cost-effective self-closing hinge. With a variety of options available, you will be assured that you have the right hardware for the right application.

- ▶ **Heavy Duty** Commercial Grade
- ▶ Glass-filled nylon construction for superior **strength, durability** and **low maintenance**
- ▶ No rusting or staining

Available in Black or White

You Choose the Screws

- ▶ Stainless screws for vinyl applications without stiffeners
- or**
- ▶ Self-drilling stainless screws for applications that use stiffeners

Easy Tension Adjustment

- ▶ Just push down and turn.
- A one-step process that is quick and avoids stripping.
- Allen wrench included.**



Easy and Convenient!

Gate Kits Available

We can package everything you need for a gate.
Please contact customer service for additional information.

** CornerStone® hinges tested to 1 million weighted cycles on a 6' x 4' 75 lb privacy gate

CornerStone® the MILLION Cycle Hinges



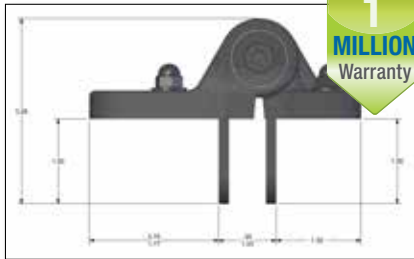
Products displaying this icon:

- ▶ Are warranted to work for 1 MILLION Cycles
- ▶ Full replacement of product for any loss of functionality*

* See warranty sheet for details at nationwideindustries.com



CornerStone®2 Square Post Fully Adjustable Hinge



- ▶ Horizontally adjustable to 0.98"
- ▶ Vertically adjustable to 0.875"
- ▶ Fits both right and left-hand applications
- ▶ 1/4" Allen wrench included for easy Turn-N-Go™ tension adjustment
- ▶ 20 pair per case @ 46lbs

Point-Load
Tested to
1500 lbs
per pair!

C2H200F-SD-BK Black w/stainless steel self-drilling screws included
C2H200F-SD-WH White* w/stainless steel self-drilling screws included
C2H200F-ZD-BK Black w/zinc plated steel self-drilling screws included
C2H200F-ZD-WH White* w/zinc plated steel self-drilling screws included

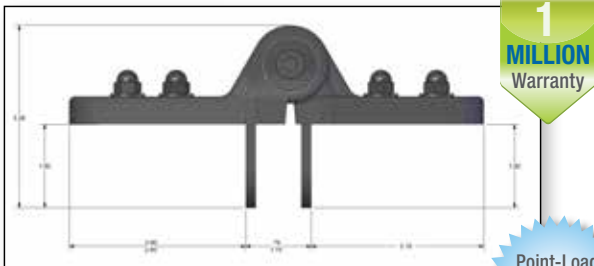
**Special Order*



CornerStone®2 Fully Adjustable Hinge

Patented

- ▶ Horizontally adjustable up to 1.0"
- ▶ Vertically adjustable up to 1.0"
- ▶ Fits both right and left-hand applications
- ▶ 1/4" Allen wrench included for easy Turn-N-Go™ tension adjustment
- ▶ 10 pair per case @ 30lbs



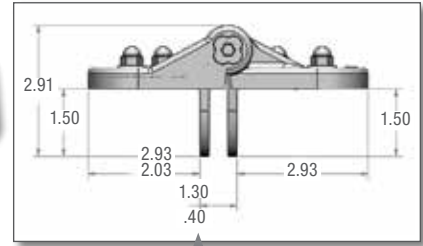
Point-Load
Tested over
2000 lbs
per pair!

C2H300F-BK Black w/stainless steel screws
C2H300F-WH White w/stainless steel screws (Special order)
C2H300F-SD-BK Black w/stainless steel self-drilling screws
C2H300F-SD-WH White w/ stainless steel self-drilling screws (Special Order)

2000 lbs per pair!

CornerStone® Series Self-Closing Nylon Hinges

CornerStone® Fully Adjustable Hinges



Patented

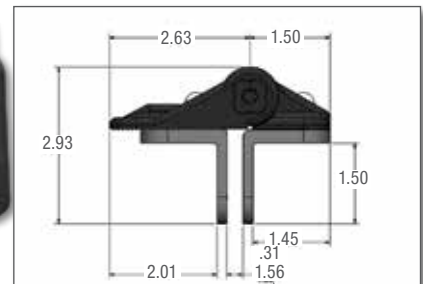
Double dimensions indicate range of adjustability

CH300F-BK Black w/stainless steel screws
CH300F-WH White w/stainless steel screws
CH300F-SD-BK Black w/stainless steel self-drilling screws
CH300F-SD-WH White w/stainless steel self-drilling screws

- ▶ Both flanges: 4.25"(H) x 2.88"(W) x 1.50"(D)
- ▶ Back plates allow horizontal and vertical adjustability
- ▶ Produced with durable glass-filled nylon
- ▶ 1/4" Allen wrench **included** for tension adjustment
- ▶ 20 pair per case @ 42lbs

**Point-Load
Tested to
1500 lbs
per pair!**

CornerStone® Medium Size Fully Adjustable Hinges



Patented

Double dimensions indicate range of adjustability

Ideal for Narrow Gate Frames - Fits Square Profiles

CH200F-BK Black w/stainless steel screws
CH200F-WH White w/stainless steel screws
CH200F-SD-BK Black w/stainless steel self-drilling screws
CH200F-SD-WH White w/stainless steel self-drilling screws

- ▶ Horizontally adjustable up to 1 1/4"
- ▶ Vertically adjustable up to 1/2"
- ▶ Fits both right and left hand applications
- ▶ 20 pair per case @ 40lbs



Point-Load
Tested to
1000 lbs
per pair!

Call Us: (813) 988-2628

Email Us: info@nationwideindustries.com

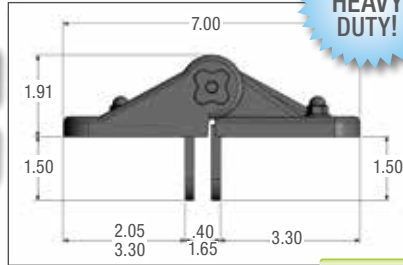
Visit Our Website: www.nationwideindustries.com

CornerStone® the MILLION Cycle Hinges

CornerStone® Fully Adjustable Hinges



Patented



**SUPER
HEAVY
DUTY!**

**1
MILLION
Cycle
Warranty**

- CH350F-BK** Black w/stainless steel screws
- CH350F-WH** White w/stainless steel screws
- CH350F-SD-BK** Black w/stainless steel self-drilling screws
- CH350F-SD-WH** White w/stainless steel self-drilling screws

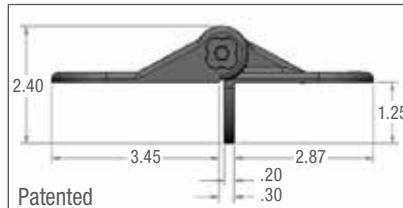
- Produced with durable glass-filled nylon
- Nationwide's V-notch™ styling
- 1/4" Allen wrench **included** for tension adjustment
- 10 pair per case @ 29lbs

**Closing
Power Rated
at 150 lbs
per pair!**

CornerStone® Horizontally Adjustable Hinges



Slotted, serated holes for horizontal holding power



Patented

**1
MILLION
Cycle
Warranty**

- CH300H-BK** Black w/stainless steel screws
- CH300H-WH** White w/stainless steel screws
- CH300H-SD-BK** Black w/stainless steel self-drilling screws
- CH300H-SD-WH** White w/stainless steel self-drilling screws

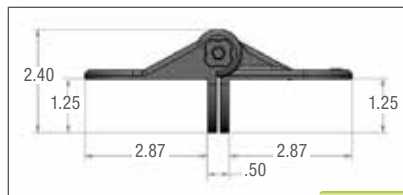
- Both flanges: 4.25"(H) x 2.88"(W) x 1.25"(D)
- Produced with durable glass-filled nylon
- 1/4" Allen wrench **included** for tension adjustment
- 20 pair per case @ 26lbs

**Point-Load
Tested to
1200 lbs
per pair!**

CornerStone® Fixed Position Hinges



Patented



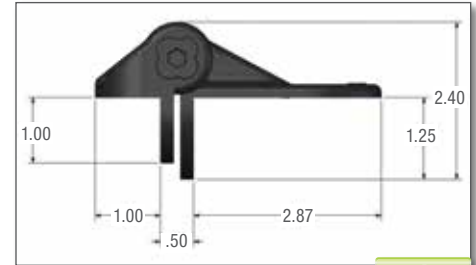
**1
MILLION
Cycle
Warranty**

- CH300N-BK** Black w/stainless steel screws
- CH300N-WH** White w/stainless steel screws
- CH300N-SD-BK** Black w/stainless steel self-drilling screws
- CH300N-SD-WH** White w/stainless steel self-drilling screws

- Produced with durable glass-filled nylon
- 1/4" Allen wrench **included** for tension adjustment
- Stainless steel screws included
- 20 pair per case @ 34lbs

**Point-Load
Tested to
950 lbs
per pair!**

CornerStone® Fixed Position Hinges



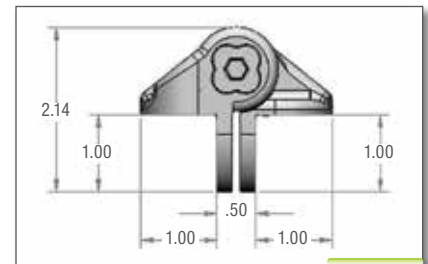
Patented

**1
MILLION
Cycle
Warranty**

- CH100/300N-BK** Black w/stainless steel screws
- CH100/300N-WH** White w/stainless steel screws
- CH100/300N-SD-BK** Black w/stainless steel self-drilling screws
- CH100/300N-SD-WH** White w/stainless steel self-drilling screws

- Produced with durable glass-filled nylon
- 1/4" Allen wrench **included** for tension adjustment
- 20 pair per case @ 32lbs

CornerStone® Narrow Fixed Position Hinges



Patented

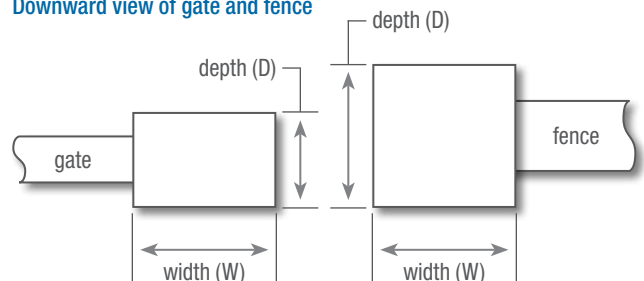
**1
MILLION
Cycle
Warranty**

- CH100N-BK** Black w/stainless steel screws
- CH100N-WH** White w/stainless steel screws
- CH100N-SD-BK** Black w/stainless steel self-drilling screws
- CH100N-SD-WH** White w/stainless steel self-drilling screws

- Both flanges: 1"(W) x 1"(D)
- Produced with durable glass-filled nylon
- 1/4" Allen wrench **included** for tension adjustment
- 20 pair per case @ 19lbs

**Point-Load
Tested to
1000 lbs
per pair!**

**Width and Depth Orientation for Stainless Steel Hinges on Pages 4-7:
Downward view of gate and fence**



For reference: A "standard" size flange is generally 3" to 3 1/2" deep (D), while a "narrow" size flange is generally 1 1/4" to 1 1/2" deep (D)

Vinyl Gate Hinges – Self-Closing

Unless otherwise noted, all hardware is 300 Series Stainless Steel with marine grade powder coat paint.

Horizontally Adjustable Stainless Steel Self-Closing Hinges



Narrow to Narrow **V-Notch** HINGES

NW171NASC-SSB Black w/stainless steel screws
NW171NASC-SSBD Black w/stainless steel self-drilling screws
NW171NASC-SSW White w/stainless steel screws
NW171NASC-SSWD White w/stainless steel self-drilling screws
NW171NASC-SSRC Copper w/stainless steel screws

- ▶ Both flanges: 3.5"(H) x 3.5"(W) x 1.25"(D)
- ▶ Horizontally adjustable
- ▶ Enclosed spring with tension adjustment
- ▶ 12 pair per case @ 37lbs



Narrow to Narrow "U-Notch"

WI-6000-MA-SS Black w/stainless steel self-drilling screws
WI-6000-MA-SSW White w/stainless steel self-drilling screws

- ▶ Both flanges 3.5"(H) x 3.5"(W) x 1.25"(D)
- ▶ U-Notch Style hinges
- ▶ Horizontally adjustable
- ▶ Enclosed spring with tension adjustment
- ▶ 12 pair per case



Narrow to Narrow

V-Notch
HINGES

Strong
Closing
Power!

NW171SCP-SSB Black w/stainless steel screws
NW171SCP-SSBD Black w/stainless steel self-drilling screws
NW171SCP-SSW White w/stainless steel screws
NW171SCP-SSWD White w/stainless steel self-drilling screws

- ▶ 12 pair per case @ 35lbs

Longer Threaded Rod with More Adjustability

NW171SCPL-SSB Black (special order)
NW171SCPL-SSW White (special order)
NW171SCPL-SSBD Black w/self-drilling screws (special order)
NW171SCPL-SSWD White w/self-drilling screws (special order)

- ▶ 12 pair per case @ 36lbs

Horizontally Adjustable Stainless Steel Self-Closing Hinges



Standard to Narrow **V-Notch** HINGES

NW171NASCA-SSB Black w/stainless steel screws
NW171NASCA-SSBD Black w/stainless steel self-drilling screws
NW171NASCA-SSW White w/stainless steel screws
NW171NASCA-SSWD White w/stainless steel self-drilling screws

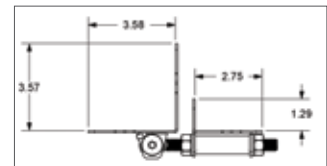
- ▶ Post flange: 3.5"(H) x 3.5"(W) x 3.5"(D)
- ▶ Gate flange: 3.5"(H) x 2.75"(W) x 1.25"(D)
- ▶ Horizontally adjustable
- ▶ Enclosed spring with tension adjustment
- ▶ 12 pair per case @ 42lbs



Standard to Narrow "U-Notch"

WI-6010-MA-PH Black w/stainless steel screws
WI-6010-MA-SS Black w/stainless steel self-drilling screws
WI-6010-MA-W-PH White w/stainless steel screws
WI-6010-MA-SSW White w/stainless steel self-drilling screws

- ▶ Post flange 3.5"(H) x 3.5"(W) x 3.5"(D)
- ▶ Gate flange 3.5"(H) x 3.5"(W) x 1.25"(D)
- ▶ U-Notch Style hinges
- ▶ Horizontally adjustable
- ▶ Enclosed spring with tension adjustment
- ▶ 12 pair per case



Standard to Narrow

V-Notch
HINGES

Strong
Closing
Power!

NW171SCP2-SSB Black w/stainless steel screws
NW171SCP2-SSBD Black w/stainless steel self-drilling screws
NW171SCP2-SSW White w/stainless steel screws
NW171SCP2-SSWD White w/stainless steel self-drilling screws

- ▶ 12 pair per case @ 36lbs

Horizontally Adjustable Stainless Steel Self-Closing Hinges - SCP Series

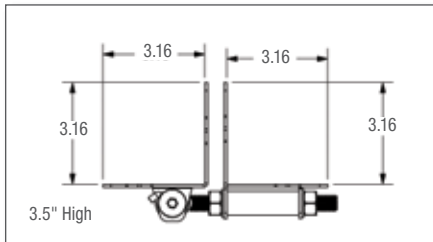
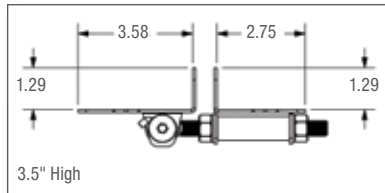
More Durable Design, Stronger Spring and Larger Holding Pins



- ▶ Closes better
- ▶ Horizontally adjustable
- ▶ Lasts longer
- ▶ Easier to adjust

Easy Tension Adjustment

- ▶ Just turn with Allen wrench.
- A one-step process that is quick and avoids stripping.
Allen wrench included.



Standard to Standard



- NW171SCP3-SSB Black w/stainless steel screws
- NW171SCP3-SSBD Black w/stainless steel self-drilling screws
- NW171SCP3-SSW White w/stainless steel screws
- NW171SCP3-SSWD White w/stainless steel self-drilling screws
- NW171SCP3-SSRC Copper w/stainless steel screws
- ▶ 12 pair per case @ 42lbs



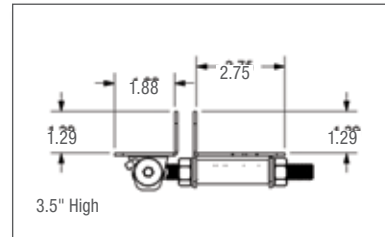
Standard to Standard "U-Notch"

- WI-6040-MA-PH Black w/stainless steel screws
- WI-6040-MA-SS Black w/stainless steel self-drilling screws
- WI-6040-MA-W-PH White w/stainless steel screws
- WI-6040-MA-SSW White w/stainless steel self-drilling screws

- ▶ Post flange 3.5"(H) x 3.5"(W) x 3.5"(D)
- ▶ Gate flange 3.5"(H) x 3.5"(W) x 3.5"(D)
- ▶ U-Notch Style hinges
- ▶ Horizontally adjustable
- ▶ Enclosed spring with tension adjustment
- ▶ 12 pair per case

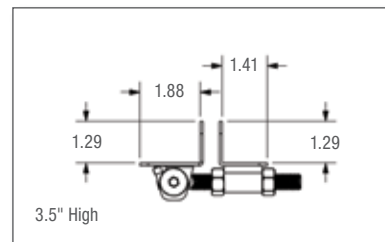
Horizontally Adjustable Stainless Steel Self-Closing Hinges - SCP Series

More Durable Design, Stronger Spring and Larger Holding Pins



Mixed Profile Design

- NW171SCP4-SSB Black w/stainless steel screws
- NW171SCP4-SSBD Black w/stainless steel self-drilling screws
- NW171SCP4-SSW White w/stainless steel screws
- NW171SCP4-SSWD White w/stainless steel self-drilling screws
- ▶ 12 pair per case @ 26lbs



Small Profile Design

- NW171SCP5-SSB Black w/stainless steel screws
- NW171SCP5-SSBD Black w/stainless steel self-drilling screws
- NW171SCP5-SSW White w/stainless steel screws
- NW171SCP5-SSWD White w/stainless steel self-drilling screws
- ▶ 12 pair per case @ 29lbs

- WI-62SC-SS Black w/stainless steel self-drilling screws
- ▶ 30 pair per case



Vinyl Gate Hinges – Self-Closing

Adjustable Aluminum/Zinc Self-Closing Hinges

Fully Adjustable Hinge



NW093V-26 Black
NW093V-56 White

- ▶ Enclosed spring with tension adjustment
- ▶ Stainless steel screws included
- ▶ 10 pair per case @ 39lbs
- ▶ Back plates allow horizontal and vertical adjustability
- ▶ Post flange: 5"(H) x 3.88"(W) x 1.62"(D)
- ▶ Gate flange: 5"(H) x 3"(W) x 1.62"(D)
- ▶ Aluminum leaf with Zinc die cast back plate

Adjustable Stainless Steel/Nylon Self-Closing Hinges

Narrow to Narrow




HBH1SC-SSB Black
HBH1SC-SSW White

- ▶ Both flanges: 3"(H) x 3"(W) x 1.5"(D)
- ▶ Horizontally adjustable
- ▶ Stainless steel screws included
- ▶ 20 pair per case @ 27lbs

Special
Finish
Available!



Brushed Copper Finish
Available on parts where noted.
May be ordered in less than
box quantity.



Tan Color
Available as a special order item.
Check with customer service for
available products.

Horizontally Adjustable Stainless Steel Self-Closing Hinges



Standard to Standard

NW38952SCR-BCP Black
NW38952SCR-WCP White

- ▶ Both flanges:
3"(H) x 3"(W) x 3"(D)
- ▶ Horizontally adjustable
- ▶ Stainless steel screws included
- ▶ 12 pair per case @ 25lbs

Standard to Narrow

NW38953SCR-BCP Black
NW38953SCR-WCP White

- ▶ Post flange:
3"(H) x 3"(W) x 3"(D)
- ▶ Gate flange:
3"(H) x 3"(W) x 1.25"(D)
- ▶ Horizontally adjustable
- ▶ Stainless steel screws included
- ▶ 12 pair per case @ 23lbs


Horizontally Adjustable Stainless Steel Self-Closing Hinges

V-Notch™
HINGES

Wrap Around

- NW6082SCP-SSB Black - for 1 3/4" gate frames
- NW6082ASCP-SSB Black - for 1 1/2" gate frames
- NW6082BSCP-SSB Black - for 2" gate frames
- NW6082SCP-SSW White - for 1 3/4" gate frames (special order only)
- NW6082ASCP-SSW White - for 1 1/2" gate frames (special order only)
- NW6082BSCP-SSW White - for 2" gate frames (special order only)

- ▶ Enclosed spring with tension adjustment
- ▶ 12 pair per case @ 34lbs
- ▶ 8 case minimum order



- ▶ Post flange: 1.25"(D)



U-shaped for added strength

- NW6082-SSB Black - for 1 3/4" gate frames (special order only)
- NW6082A-SSB Black - for 1 1/2" gate frames (special order only)
- NW6082B-SSB Black - for 2" gate frames (special order only)



Wrap Around "U-Notch"

- WI-6020-MA-SS Black – for 1-3/4" gate frames
- WI-6020-MA-SSW White – for 1-3/4" gate frames
- WI-6022-MA-SS Black - for 2" gate frames
- WI-6022-MA-SSW White – for 2" gate frames

- ▶ U-Notch style wrap around hinges
- ▶ 12 pair per case

"T" Hinge

- NWSS-HDT-SC-BK Black w/stainless steel screws
- NWSS-HDT-SC-BKD Black w/stainless steel self-drilling screws

- ▶ Stainless steel, powder coated
- ▶ Easy tension adjustment
- ▶ Allen wrench included
- ▶ Larger easy to hold pin
- ▶ 12 pairs per case @ 40lbs



Vinyl Gate Hinges – Self-Closing and Non Self-Closing

Half Strap - Equal Heights on Both Sides

NW171SCPT-BK Black (special order)



Heavy Duty Self-Closing Hinges

NWSS-HD-SC-BK Black w/stainless steel screws

NWSS-HD-SC-BKD Black w/stainless steel self-drilling screws

- ▶ Stainless steel, powder coated
- ▶ Easy tension adjustment
- ▶ Allen wrench included
- ▶ Larger easy to hold pin
- ▶ 12 pairs per case @ 40lbs



Large and Heavy Duty!

Adjustable Stainless Steel Non Self-Closing Hinges



Standard to Narrow

NW172-SSB Black

- ▶ Post flange: 4"(H) x 4"(W) x 4"(D)
- ▶ Gate flange: 4"(H) x 4"(W) x 1.5"(D)
- ▶ Horizontally adjustable
- ▶ Stainless steel screws included
- ▶ 12 pair per case @ 49lbs



Standard to Standard

NW38950NSSB (WI-SS-AGH-E-PH) Black w/stainless steel screws

NW38950NSSBD (WI-SS-AGH-E) Black w/stainless steel self-drilling screws

NW38950NSSW (WI-SS-AGH-EW-PH) White w/stainless steel screws

NW38950NSSWD (WI-SS-AGH-EW) White w/stainless steel self-drilling screws

- ▶ Both flanges: 3.5"(H) x 3.25"(W) x 3.25"(D)
- ▶ Minimum gate frame or post size is 3.5"(W) x 3.5"(D)
- ▶ Horizontally adjustable
- ▶ 12 pair per case @ 43lbs



Standard to Narrow

NW38951NSSB Black w/stainless steel screws

NW38951NSSBD (WI-SS-AGH-N) Black w/stainless steel self-drilling screws

NW38951NSSW White w/stainless steel screws

NW38951NSSWD White w/stainless steel self-drilling screws

- ▶ Post flange: 3.5"(H) x 3.25"(W) x 3.25"(D)
- ▶ Gate flange: 3.5"(H) x 3.25"(W) x 1.5"(D)
- ▶ Horizontally adjustable
- ▶ 12 pair per case @ 38lbs

SV38965-BK Black

SV38965-WH White

V-Notch
HINGES

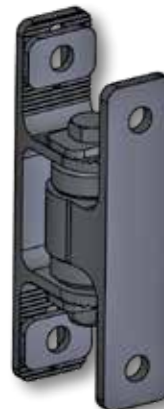
Similar to NW38951NSS above but with Zinc plate steel and Narrow to Narrow flanges

Heavy Duty Sealed Bearing Hinges

We offer a full line of sealed bearing hinges for HD applications

Shown: HDBY-ABB-ABB

- ▶ Body: Alum, Bolt-on, Blk
- ▶ Yoke: Alum, Bolt-on, Blk



Vinyl Gate Hinges – Non Self-Closing

Adjustable Stainless Steel/Nylon Non Self-Closing Hinges

Narrow to Narrow



HBH1-SSB Black

HBH1-SSW White

- ▶ Both flanges: 3"(H) x 3"(W) x 1.5"(D)
- ▶ Horizontally adjustable
- ▶ Stainless steel screws included
- ▶ 20 pair per case @ 26lbs

Hybrid
Stainless Steel
and Nylon

Adjustable Stainless Steel Non Self-Closing Hinges

Standard to Standard



NW38954-SSB Black w/ stainless steel screws

NW38954-SSBD (WI-5040HD-BK) Black w/ stainless steel self-drilling screws

- ▶ Both flanges: 3.5"(H) x 3.12"(W) x 3.12"(D)
- ▶ Heavy Duty 5/8" threaded rod
- ▶ Horizontally adjustable
- ▶ 10 pair per case @ 45lbs

Standard to Narrow

NW6159-SSB Black

- ▶ Post flange: 3.5"(H) x 3.12"(W) x 3.12"(D)
- ▶ Gate flange: 3.5"(H) x 3.12"(W) x 1.41"(D)
- ▶ Heavy Duty 5/8" threaded rod
- ▶ Horizontally adjustable
- ▶ Stainless steel screws included
- ▶ 10 pair per case @ 45lbs

Butterfly Hinges

NW38943SSB (WI-CBH-8-SS) Black

NW38943SSW White

- ▶ 8" Hinge with a traditional wood hardware look
- ▶ Stainless steel screws included
- ▶ 20 pair per case @ 45lbs



Adjustable Stainless Steel Non Self-Closing Hinges

Wall Mount




NW38951NWV-SSB Black

NW38951NWV-SSW White

- ▶ Gate flange: 3.5"(H) x 3.25"(W) x 1.5"(D)
- ▶ Wall flange: 3.5"(H) x 6.38"(W)
- ▶ Horizontally adjustable
- ▶ Stainless steel screws included
- ▶ 12 pair per case @ 39lbs

Wrap Around



NW38955-SSB Black

NW38955-SSW White

- ▶ Post flange: 3.5"(H) x 3.5"(W) x 3.5"(D)
- ▶ For 1 3/4" gate frames only
- ▶ Horizontally adjustable
- ▶ Stainless steel screws included
- ▶ 12 pair per case @ 38lbs
- ▶ 8 case minimum order

Super-Duty 3-Sided



NW6056-BK Black

- ▶ Use for 5" x 5" post and fence gate only
- ▶ Both flanges: 3.5"(H) x 3.5"(W) x 5"(D)
- ▶ Horizontally adjustable
- ▶ Packaged with stainless thru bolts, nuts and washers
- ▶ 5 pair per case @ 38lbs

Ideal for
Post & Rail
or Commercial
Applications!

Matching latch
(NW6057-BK)
found on page 11

Keystone® Series

Heavy Duty Design with Weather Resistant Glass-Filled Nylon Construction - Patented

All Keystone® Latches are available in Nylon or Metal and in Black or White



Latch Side

Re-keyable to home locks

Stainless steel striker bar with anti-pull through enlarged tip

Bottom thumb latch protected from rain and dirt



Button Side



All Keystone® 2-Sided Latches are packed with a durable Plastic Marking Template for installation.

Two-Sided Lockable Latch

KLADV-P2-BK Black (Nylon)

KLADV-P2-WH White (Nylon)

- ▶ Locking feature accessible from both sides
- ▶ Reversible for right-hand or left-hand use
- ▶ Glass-filled nylon housing
- ▶ Thumb release button on one side, gravity latch lever on opposite side
- ▶ Stainless steel screws included
- ▶ 20 each per case @ 23lbs

KLADV-M2-BK Black (Zinc diecast)

KLADV-M2-WH White (Zinc diecast)

- ▶ Same as KLADV-P2 but with zinc die cast housing
- ▶ 20 each per case @ 48lbs

For Keyed-Alike Latches add -KA to the end of any part number



Heavy Duty Striker Design on every Keystone® Latch

One-Sided Lockable Latch

KLADV-P1-BK Black (Nylon)

KLADV-P1-WH White (Nylon)

- ▶ Features latch side only
- ▶ 20 each per case @ 17lbs

KLADV-M1-BK Black (Zinc diecast)

KLADV-M1-WH White (Zinc diecast)


- ▶ 20 each per case @ 31lbs



Spindle Adaptor

KLADV-SpinAdapt

Extension Kit allows Two-Sided Keystone® to be used on posts over 5" wide



Keystone® PanicLatch™ Patented

KPL-P2-BK Black

- ▶ Self-Locking anti-tamper design
- ▶ Easy exit with large button
- ▶ Secure Entry with 6 pin key
- ▶ 6 each per case @20lbs

Functions like a panic bar but made for gates



Front



Back

NEW!

Vinyl Gate Latches



The Keystone® X - eXternal Mount Latch

Best Stainless Steel External Spindle Design in the Industry - Patented



No need to drill spindle holes!

Locking the button side does not lock the gravity latch side

Stainless steel external spindle

Thumb latch on bottom protects internal mechanism from rain and dirt



No visible spindle on 2" posts

Heavy Duty Catch

Two-Sided

KLX-P2-BK Black (Nylon)

KLX-P2-WH White (Nylon)

- ▶ Marked in 1/2" increments for quick, easy and accurate fitting to post sizes 2" - 5"
- ▶ Flat design safely encloses spindle ends
- ▶ 20 each per case @ 22lbs



One-Sided

KLX-P1-BK Black (Nylon)

KLX-P1-WH White (Nylon)

- ▶ Features latch side only
- ▶ 20 each per case @ 15lbs



Heavy Duty Striker Design on every Keystone® Latch offering Greater Strength and More Adjustability

For Keyed-Alike Latches add -KA to the end of any part number.

KLX-Spindle-10

- ▶ Longer spindle for gate frames over 5" thick



Same KLX Latch, with Slimline Design!

KLX2-P2-BK Black

KLX2-P2-WH White

- ▶ **Slimline design**
- ▶ 20 each per case @ 20lbs

KLX2-P1-BK Black

KLX2-P1-WH White

- ▶ Features Latch only
- ▶ 20 each per case @ 13lbs



Button Side

Gate Kits Available

We can package everything you need for a gate. Please contact customer service for additional information.

Stainless Steel Gate Latches

Lockable Both Sides

NW38308NUA-SSB Black

NW38308NUA-SSW White

NW38308NUA-SSRC Copper

- ▶ Strike flange: 1.75"(W) x 3.5"(H) x 1.25"(D)
- ▶ Latch flange: 2.5"(W) x 5.5"(H) x 1.5"(D)
- ▶ Allows entry from both sides
- ▶ Mounts around corner of post and gate frame
- ▶ Pad-lockable on both sides – up to 5" post
- ▶ .63" Strike Bar
- ▶ Return spring for reversible mounting
- ▶ Stainless steel screws included
- ▶ 20 each per case @ 36lbs



Special Finish Available!

Brushed Copper Finish may be ordered in less than box quantity.

WI-SPLDL Black

WI-SPLDL-W White

- ▶ Allows entry from both sides
- ▶ U style Notch on the front plate
- ▶ **Pad-lockable on both sides** - up to 5" post
- ▶ Return spring for reversible mounting
- ▶ Stainless steel self-drilling screws included
- ▶ 20 each per case



WI-SPLDL-PH-SK

- ▶ Same as above but with Slotted keeper
- ▶ Stainless steel screws included
- ▶ 20 each per case

Stainless Steel Gate Latches

Lockable One Side

NW38308NU-SSB Black w/stainless steel screws

NW38308NU-SSBD (WI-SPLL) Black w/stainless steel self-drilling screws

NW38308NU-SSW (WI-SPLL-W-PH) White w/stainless steel screws

NW38308NU-SSWD (WI-SPLL-W) White w/stainless steel self-drilling screws

- ▶ Same as NW38308NUA above but **Pad-lockable on one side only**
- ▶ 20 each per case @ 35lbs



WI-SPLL-PH-SK Black w/stainless steel screws

WI-SPLL-PH-W-SK White w/stainless steel screws

- ▶ Slotted Keeper
- ▶ Pad-lockable on one side only
- ▶ 20 each per case

SV38308-BK Black

SV38308-WH White

- ▶ Same as NW38308NU above but with Zinc plate steel with Black finish
- ▶ 20 each per case @ 34lbs

Lockable Both Sides

NW6255-SD-BK Black

NW6255-SD-WH White

- ▶ Strike flange: 3.12"(W) x 3.5"(H) x 1.38"(D)
- ▶ Latch flange: 1.88"(W) x 5.5"(H) x 1.5"(D)
- ▶ Mounts around corner of post and gate frame
- ▶ **Pad-lockable on both sides** – Locking slide switch on latch arm
- ▶ Allows entry from both sides
- ▶ Reversible mounting (right or left handed)
- ▶ .63" Strike bar
- ▶ Stainless steel screws included
- ▶ 20 each per case @ 44lbs



WI-6001-SS Black w/stainless steel screws

WI-6001-SSW White w/stainless steel screws

- ▶ Pad-lockable on both sides
- ▶ 20 each per case



Stainless Steel Gravity Latches

NW38210SSB Black

NW38210SSW White

- ▶ Strike flange: 3"(H) x 3"(W) x 1.25"(D)
- ▶ Latch flange: 3"(H) x 3"(W) x 1"(D)
- ▶ Reversible mounting (right or left hand)
- ▶ Mounts around corner of post and gate frame
- ▶ Pad-lockable on one side
- ▶ .38" Strike bar
- ▶ Stainless steel screws included
- ▶ 25 each per case @ 25lbs



Stainless Steel Contemporary Gate Latches



NW38310N-SSB (WI-SS-CGL-PH) Black w/stainless steel screws

NW38310N-SSBD (WI-SS-CGL) Black w/stainless steel self-drilling screws

NW38310N-SSW (WI-SS-CGL-W-PH) White w/stainless steel screws

NW38310N-SSWD (WI-SS-CGL-W) White w/stainless steel self-drilling screws

- ▶ Strike flange: 3.12"(W) x 3.5"(H) x 1.38"(D)
- ▶ Latch flange: 1.88"(W) x 5.5"(H) x 1.5"(D)
- ▶ Mounts around corner of post and gate frame
- ▶ **Pad-lockable on both sides** – Locking slide switch on latch arm
- ▶ Allows entry from both sides
- ▶ Reversible mounting (right or left handed)
- ▶ .63" Strike bar
- ▶ 20 each per case @ 44lbs

NW38310NS-SSB Black

NW38310NS-SSW White

- ▶ Strike flange: 3.12"(W) x 3.5"(H) x 1.38"(D)
- ▶ Latch flange: 1.88"(W) x 5.5"(H) x 1.5"(D)
- ▶ Mounts around corner of post and gate frame
- ▶ **Pad-lockable on both sides** – Locking slide switch on latch arm
- ▶ Allows entry from both sides
- ▶ Reversible mounting (right or left handed)
- ▶ .63" Strike bar
- ▶ Stainless steel screws included
- ▶ 20 each per case @ 44lbs



NEW!
Stop added for easier use

Vinyl Gate Latches

2-Side Activated Latches



Great for
DOUBLE DRIVE
Gates!

Narrow Strike Flange

NW6068-SSB Black w/stainless steel screws

NW6068-SSBD Black w/stainless steel self-drilling screw

NW6068-SSW White w/stainless steel screws

NW6068-SSWD White w/stainless steel self-drilling screws

- ▶ Strike flange is 2"(W) x 3.5"(H) x 1.38"(D)
- ▶ Allows entry from both sides
- ▶ Mounts around corner of post and gate frame
- ▶ **Pad-lockable on one side**
- ▶ .38" ball-tipped striker bar
- ▶ 40 each per case @ 30lbs

NW6068AL-SSB Black

NW6068AL-SSW White

Same as NW6068 above but with a 1-1/2" longer thumb latch and return spring

- ▶ 40 each per case @ 37lbs

Dual Action Latch

WI-SS-DAL Black w/stainless steel screws

- ▶ Larger keeper assembly base than NW6068
- ▶ Allows entry from both sides
- ▶ Pad-lockable on one side
- ▶ 20 per case



Narrow Gap Design

NW6268-SSB Black w/stainless steel screws

NW6268-SSBD Black w/stainless steel self-drilling screws

NW6268-SSW White w/stainless steel screws

NW6268-SSWD White w/stainless steel self-drilling screws

- ▶ Allows for tighter gate gaps
- ▶ 40 each per case @ 29lbs



Mini Stainless Steel Latch

WI-PLVL-SS Black w/stainless steel screws

WI-PLVL-SSW White w/stainless steel screws

- ▶ Allows entry from both sides
- ▶ Pad-lockable on one side
- ▶ 50 each per case



Wide Strike Flange

NW170SB-SSB Black

NW170SB-SSW White

- ▶ Strike bar flange: 3.5"(W) x 3.5"(H) x 1.38"(D)

- ▶ Allows entry from both sides
- ▶ **Pad-lockable on one side**
- ▶ .38" ball tipped strike bar
- ▶ Stainless steel screws included
- ▶ 40 each per case @ 36lbs



Hidden Spring Latches

NW6283-SSB Black w/stainless steel screws included

NW6283-SSBD Black w/stainless steel self-drilling screws included

NW6283-SSW White w/stainless steel screws included

NW6283-SSWD White w/stainless steel self-drilling screws included

- ▶ Suitable for 1-1/4"-2-1/2" gate frames
- ▶ Can be used for Double Drive Gates
- ▶ Pad-Lockable on both sides
- ▶ 20 each per case @ 25lbs



NEW!

Flip Latch

NW6169-BK

- ▶ Commercial grade
- ▶ Great for dumpster use
- ▶ Pad-lockable
- ▶ Zinc plate steel with black powder coated finish
- ▶ Stainless steel through-bolt hardware included
- ▶ 10 each per case @ 37 lbs



WI-DGFL

- ▶ Teflon Coated
- ▶ Pad-lockable
- ▶ 12 each per case @ 56 lbs

Heavy Duty Stainless Steel Gravity Latches



**1-Sided
Narrow to Narrow**
NW6160-SSB Black

- ▶ Strike flange: 3"(H) x 3"(W) x 1.25"(D)
- ▶ Latch flange: 3"(H) x 3"(W) x 1"(D)
- ▶ Reversible mounting (right or left hand)
- ▶ Pad-lockable on one side
- ▶ .40" Strike bar
- ▶ Stainless steel screws included
- ▶ 10 each per case @ 17lbs

2-Sided Standard to Standard

NW6100-BK Black
▶ 10 each per case
@ 24lbs

Narrow to Narrow
NW6161-SSB Black
▶ 10 each per case
@ 14lbs



Post and Rail Latches



NW175-SSB Black

- ▶ For use on 1 1/2" rail
- ▶ Great for Horse and Cattle gates
- ▶ Stainless steel screws included
- ▶ 12 each per case @ 34 lbs

**Heavy Duty
Spring Loaded
Strike Bar!**

Super-Duty 3-Sided Stainless Steel Latches



Matching hinge (NW6056-BK) found on page 7

NW6057-BK Black

- ▶ For use on 5" x 5" post and fence gate **only**
- ▶ Flange: 3.5"(H) x 5"(W) x 3.38"(D)
- ▶ Reversible mounting (right or left hand)
- ▶ Pad-lockable on one side
- ▶ Packaged with stainless thru bolts, nuts and washers
- ▶ 10 each per case @ 35lbs

Keyless Locks for Vinyl Gates

- ▶ Mechanical Combination Locks - No electronics
- ▶ Passage function may be set for exiting without code
- ▶ Easy code change with any amount of numbers
- ▶ Dead locking spring latch
- ▶ Marine grade interior
- ▶ Slip clutch design - No damage to lock if handle is pushed down too hard
- ▶ Locks never need lubrication

KYPD-ADAPTER-BK



**NO NEED FOR A LOCK
BOX & NO WELDING**

Two Sided Keypad


- KYPD-2D-BK Black
- KYPD-2D-SC Satin Chrome
- 1 Side Keypad & 1 Side Blank**
- KYPD-2B-BK Black
- KYPD-2B-SC Satin Chrome

- ▶ Keeper has vertical adjustment and needs to be located on the post
- ▶ Fits a gate frame of 2"-5"
- ▶ Reversible for left and right handed use
- ▶ 10 per box at 15lbs

Magnetic Pool Gate Latches

TRIDENT™ MAGNETIC GATE LATCH

Patented



The TRIDENT™ **SAFETY GATE LATCH** has a significant amount of play or vertical tolerance. This helps to avoid problems with sagging gates, and allows for simple installation.

The **SAFE-NOTCH®** feature engages if someone steps or climbs on the gate, further ensuring your gate will stay closed.

With the **LATCH WHEN LOCKED™** feature, the latch will engage even if cylinder is previously locked on the opened gate.

Marking on the Keeper
Easy to see the maximum amount of gap width



Easy to use markings show proper gate alignment

SAFE-NOTCH®
Feature



Enhanced Knob Design

Angled Key Hole
Allows easy access



10" TRIDENT™

Mounting Brackets
Easy Installation



20" TRIDENT™

TRIDENT™...strong magnetic closing power, easy installation & guaranteed to last!

- Sophisticated, modern design
- Rust-resistant components
- Meets international pool codes*

*Please check local pool codes prior to use.

Ordering Information:

Number	Qty/Case	Weight
TRIDENT20-BK	20	29 lbs
TRIDENT20-WH	20	29 lbs
TRIDENT10-BK	20	20 lbs
TRIDENT10-WH	20	20 lbs

For Keyed-Alike Latches add -KA to the end of any part number
Adapter available for use with round posts. Part No. NW6149-BK



AQUALATCH®

The Patented **MAGNETIC** Gate Safety Latch
with **SAFE-ALERT®**

20" Height

Latches
Can Be
Keyed Alike

Enhanced Knob Design

45 Degree
Key Hole Angle

Allows easy access
to the key hole

1
MILLION
Cycle
Warranty

10" Height

Flush Surface
Connections

No more overlapping
sections on the housing

SAFE-ALERT®

The AquaLatch® is the only
pool latch with Safe-Alert®!
A visible red alert area
under the release knob appears any
time the latch is not engaged.

2" Vertical
Adjustment

1-1/2"
Horizontal
Adjustment

Heavy Duty Screw Thread
for easy adjustment

Handle Option*

Ideal for taller gates

Leveling Keeper

Multi-directional leveling
capabilities for gates
installed out of plumb

Thru-Hole in Keeper

New pass-through design
eliminates water retention in keeper

**AquaLatch®...magnetic closing power,
easy installation & guaranteed to last!**

- Heavy duty construction
- Beautiful, modern design
- Multi-directional leveling for misaligned gates
- Excellent horizontal & vertical adjustability
- Fits right or left handed gates
- Industry-BEST Warranty

*Please check local pool codes prior to use.

Ordering Information:

Number	Color	Description	Height	Qty/Case	Weight
AQUA10-BK	Black	Standard Keeper	10"	20	33lbs
AQUA10-WH	White	Standard Keeper	10"	20	33lbs
AQUA10H-BK	Black	Handle/Keeper	10"	20	33lbs
AQUA10H-WH	White	Handle/Keeper	10"	20	33lbs
AQUA20-BK	Black	Standard Keeper	20"	20	36lbs
AQUA20-WH	White	Standard Keeper	20"	20	36lbs
AQUA20H-BK	Black	Handle/Keeper	20"	20	36lbs
AQUA20H-WH	White	Handle/Keeper	20"	20	36lbs

For Keyed-Alike Latches add -KA to the end of any part number

Adapter available for use with round posts. Part No. NW6149-BK

Built with Strength and Integrity

ARMORLATCH®

Great for Ornamental and Vinyl Gates



Glass-filled nylon material for low maintenance, with a strong look and feel

- › Locks & unlocks from either side
- › Add aluminum cover plates for metal look and color
- › Re-keyable to home locks
- › Reversible for left or right hand use
- › Easy installation including horizontal & vertical adjustability
- › Works with double drive gates
- › Fits gate frames from 1-1/2" to 5" deep

Patented



Shown with white cover plate

Number	Description	Qty/Case	Weight
NW6244-SD-FB	Flat Black w/self-drilling stainless steel screws	10	21lbs
NW6244-FB	Flat Black w/non self-drilling stainless steel screws	10	21lbs
NW6244CV-BK	Cover Plates Glossy Black	10	6lbs
NW6244CV-MI	Cover Plates Unpainted	10	6lbs
NW6244CV-WH	Cover Plates White	10	6lbs
NW6244CV-BZ	Cover Plates Bronze	10	6lbs



MAGNETIC Latch

- › Self-latching and key-lockable
- › Glass-filled nylon material for low maintenance, strength and durability
- › Locks & unlocks from either side
- › Reversible for left or right hand use without changing components

Number	Qty/Case	Weight
MANTA-L-BK	12	21 lbs
MANTA-L-WH	12	21 lbs



Patented

Magnetic Pool Safety Latches

The Protector®

NW276NE-26 Black

NW276NE-56 White

Key cylinder at 45° for easy access and protection from water and debris

Latch height is 19.5"



19.5" latch height meets pool access requirements when properly installed*

- › Horizontal and vertical adjustment up to 2"
- › Reversible for right-hand or left-hand use
- › Easy-grip release knob
- › Key cylinder is at a 45° angle for easy access
- › Extruded aluminum body with glass-filled nylon components
- › Packaged in heavy-duty poly bag with stainless screws
- › 20 each per case @ 30lbs

Latches Can Be Keyed Alike

The Protector® Jr.

NW308-26 Black

NW308-56 White

Latch height is 10"



Used for applications with taller fence profiles

- › Horizontal & vertical adjustment up to 2"
- › Reversible for right-hand or left-hand use
- › Total latch height is 10"
- › Easy-grip release knob
- › Key cylinder is at a 45° angle for easy access
- › Extruded aluminum body with glass-filled nylon components
- › Packaged in heavy-duty poly bag with stainless screws
- › 20 each per case @ 23lbs

Round Post Adapter for Chain Link

NW6149-BK

- › All Shims included in adapter kit to fit all Protector® AquaLatch® and Trident™ for different pipe sizes
- › See [Tubing Size Chart](#) on below
- › 20 each per case @ 9lbs

Tubing Size Chart

Gate Frame Sizes	Fence Post Sizes
1 3/8"	1 7/8" / 2"
1 5/8"	2 3/8"
	2 5/8"
	2 7/8"



*Please check local pool codes prior to use.

Heavy Duty Drop Rods

24" Stainless Steel

- NW38305N-24SSB Black *
- NW38305N-24SSBD (WI-SSLDLDR-24B) Black **
- NW38305N-24SSW White *
- NW38305N-24SSWD (WI-SSLDLDR-24W) White **

36" Stainless Steel

- NW38305N-36SSB Black *
- NW38305N-36SSBD (WI-SSLDLDR-36B) Black **
- NW38305N-36SSW White *
- NW38305N-36SSWD (WI-SSLDLDR-36W) White **

Zinc Plate Steel

- NW38305N-36B Black
- NW38305N-36W White
- 10 each per case @ 39lbs

48" Stainless Steel

- NW38305N-48SSB Black *
- NW38305N-48SSBD (WI-SSLDLDR-48B) Black **
- NW38305N-48SSW White *
- NW38305N-48SSWD (WI-SSLDLDR-48W) White **

*w/stainless steel screws

**w/stainless steel self-drilling screws

- ▶ 5/8" diameter
- ▶ Screws included
- ▶ Dual guides
- ▶ Pad-lockable
- ▶ Retention-ears for theft prevention

Stainless Steel Key Locking Drop Rods

- 18" NW38305KL-18SSB Black
- NW38305KL-18SSW White
- 10 each per case @ 21lbs

- 24" NW38305KL-24SSB Black
- NW38305KL-24SSW White
- 10 each per case @ 23lbs

- 36" NW38305KL-36SSB Black
- NW38305KL-36SSW White
- 10 each per case @ 36lbs

- 48" NW38305KL-48SSB Black
- NW38305KL-48SSW White
- 10 each per case @ 45lbs

- ▶ Add the appeal of a key lock to your drop rod
- ▶ Anti-theft protection
- ▶ The handle & brackets are made of low-maintenance, glass filled nylon
- ▶ The rods are 300 series stainless steel
- ▶ Available with Black or White brackets
- ▶ 2-sided bracket attachment
- ▶ Stainless steel screws included

Designed for
various depths of
drop rod use



Comfortable, easy
to use handle

All Lockable Drop Rods
Can Be Keyed Alike



Stainless Drop Rods with Holder

24" NW38305H-24SSB Black *

- NW38305H-24SSBD Black **
- NW38305H-24SSW White *
- NW38305H-24SSWD White **
- 20 each per case @ 53lbs

36" NW38305H-36SSB Black *

- NW38305H-36SSBD Black **
- NW38305H-36SSW White *
- NW38305H-36SSWD White **
- 10 each per case @ 36lbs

48" NW38305H-48SSB Black *

- NW38305H-48SSBD Black **
- NW38305H-48SSW White *
- NW38305H-48SSWD White **
- 10 each per case @ 44lbs

- ▶ No locking nibs
- ▶ Includes holder for "up" position



Commercial Drop Rods

- 24" NW6270-24BK Black
- NW6270-24HDG Hot Dip Galvanized
- 10 each per case @ 46lbs

- 36" NW6270-36BK Black
- NW6270-36HDG Hot Dip Galvanized
- 10 each per case @ 55lbs

- 48" NW6270-48BK Black
- NW6270-48HDG Hot Dip Galvanized
- 5 each per case @ 36lbs

- ▶ Heavy duty 1" O.D. drop rod
- ▶ Zinc plated, powder coated steel
- ▶ Through bolt design
- ▶ Can be used on vinyl, wood, aluminum or steel gates



Commercial Pad Lockable Drop Rods

- 24" NW6270L-24BK Black
- NW6270L-24HDG Hot Dip Galvanized
- 10 each per case @ 46 lbs

- 36" NW6270L-36BK Black
- NW6270L-36HDG Hot Dip Galvanized
- 10 each per case @ 55 lbs

- 48" NW6270L-48BK Black
- NW6270L-48HDG Hot Dip Galvanized
- 5 each per case @ 36 lbs



Padlocks not included

Vinyl Gate Bumpers, Handles and Post Mount Brackets

Nylon Gate Handles with Bumper

WI-NGH-SB (NW6143S-BK) Black
WI-NGH-SB-WH (NW6143S-WH) White

- ▶ Made with durable glass-filled nylon with UV inhibitors
- ▶ Flanges are each 2"(W) x 1.75"(D) for durable attachment
- ▶ Overall height is 4.5" and handle is 1" deep
- ▶ Very comfortable and easy to grasp
- ▶ Stainless steel screws included
- ▶ 50 each per case @ 25lbs
- ▶ Also available in quantities of 10

Reduces Damage!

Rubber pad backing absorbs gate slamming shock, reducing latch wear



Nylon Gate Bumpers

NW6186-SD-BK Black
NW6186-SD-WH White

- ▶ Made with durable glass-filled nylon with UV inhibitors
- ▶ Flanges are each 2"(W) x 1.75"(D) for durable attachment
- ▶ Overall height is 4.5"
- ▶ Stainless steel screws included
- ▶ 50 each per case @ 22lbs
- ▶ Also available in quantities of 10

Reduces Damage!



Nylon Gate Handles

NW314S-BK w/S.S. screws Black
NW314S-WH w/S.S. screws White
NW314-BK (WI-NGH) w/o screws Black
NW314-WH (WI-NGH-W) w/o screws White

- ▶ Made with durable glass-filled nylon with UV inhibitors
- ▶ Flanges are each 1.5"(W) x 1.25"(D) for durable attachment
- ▶ Overall height is 5" and handle is .75" deep
- ▶ Very comfortable and easy to grasp
- ▶ 50 each per case @ 8lbs



Stainless Steel Gate Handles

NW6184-BK Black
NW6184-WH White

- ▶ 2-Sided Attachment
- ▶ Modern Design
- ▶ Stainless steel screws included
- ▶ 100 each per case @ 35lbs



6" Stainless Steel Gate Handles

NW257-SSB (WI-SS-SGH-6) Black
NW257-SSW (WI-SS-SGH-6W) White

- ▶ Stainless steel screws included
- ▶ 100 each per case @ 19lbs
- ▶ Also available in quantities of 50



9" Stainless Steel Gate Handles

NW38396-SSB Black
NW38396-SSW White
NW38396-SSRC Copper

- ▶ 100 each per case @ 24lbs
- ▶ Also available in quantities of 50

Special Finish Available!

Brushed Copper Finish may be ordered in quantities of 12



Post Mount Bracket Sets

NW6011 (WI-EBSS) - Adapts a 1 5/8" round post for a 4" x 4" vinyl fence post
NW6012 (WI-EBSL) - Adapts a 1 7/8" round post for a 5" x 5" vinyl fence post
NW6013 - Adapts a 1 7/8" round post for a 4" x 4" vinyl fence post
NW6014 - Adapts a 1 5/8" round post for a 5" x 5" vinyl fence post

- ▶ Brackets are made of extruded aluminum
- ▶ Each kit includes 2 full brackets with four 3" stainless steel shoulder bolts and nuts
- ▶ 50 sets per case @ 33lbs



Gate Wheels

GW1-SS-BK Black
GW1-SS-WH White

- ▶ Stainless steel bracket and spring
- ▶ Swivel design for ease of use
- ▶ 2-sided attachment for added strength
- ▶ Nationwide's V-notch™ styling
- ▶ May be used on any square profile
- ▶ Powder-coated finish
- ▶ Stainless steel screws included
- ▶ 10 each per case @ 38 lbs
- ▶ Easily reversible for use on left or right-handed gates



Gate Braces and Vinyl Fence & Railing Accessories

Gate Braces for Vinyl and Wood Fences



Guards
Against
Sagging and
Warping!



**Sturdy Attachment
Brackets**



Adjustable

NW6132 Black or White

- ▶ Aluminum brace
- ▶ Available in powder-coated black or white
- ▶ Fits 4' x 4' to 6' x 6' gates

WI-DKIT-BK Black

WI-DKIT-W White

WI-DKIT-A Almond

- ▶ Keeps gate rigid
- ▶ Eliminates gate sagging
- ▶ Extends the life of the gate
- ▶ 20 each per case



Galvanized Steel Gate Post Stiffeners

Stronger than Conventional Aluminum "I" Beams

NW6142-084 - 4" Profile 84" Height (special order only)

NW6142-096 - 4" Profile 96" Height (special order only)

NW6142-108 - 4" Profile 108" Height (special order only)

NW6146-084 - 5" Profile 84" Height (special order only)

NW6146-096 - 5" Profile 96" Height

NW6146-108 - 5" Profile 108" Height

- ▶ Cost-effective
- ▶ Packaged in pairs
- ▶ No minimum order requirements

Great
Alternative to
Aluminum!

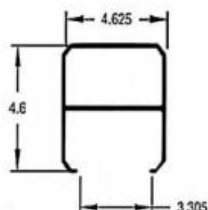
Allows for
2-sided
attachment of
hardware



Aluminum Gate Post Stiffeners

WI-3950-96 - 5" Profile 96" Height "A"
Beam Shape

WI-3950-108 - 5" Profile 108" Height "A"
Beam Shape (30 each per bundle)



Aluminum Gate Post Stiffeners

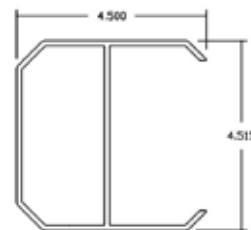
NW6350-096 - 5" Profile

96" Height "A" Beam Shape

NW6350-108 - 5" Profile

108" Height "A" Beam Shape

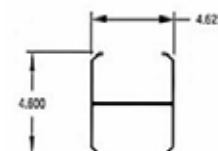
(30 each per bundle)



2632-SL-72 - 5" Profile 72" Height "I"
Beam Shape

2632-SL-96 - 5" Profile 96" Height "I"
Beam Shape

2632-SL-108 - 5" Profile 108" Height "I"
Beam Shape (35 each per bundle)



NW6351-096 - 5" Profile 96" Height "I"
Beam Shape

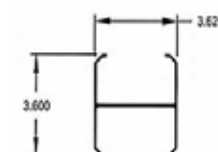
NW6351-108 - 5" Profile 108" Height "I"
Beam Shape (35 each per bundle)



WI-2633-72 - 4" Profile 72" Height "I"
Beam Shape

WI-2633-84 - 4" Profile 84" Height "I"
Beam Shape

WI-2633-96 - 4" Profile 96" Height "I"
Beam Shape (36 each per bundle)



Aluminum Extrusion

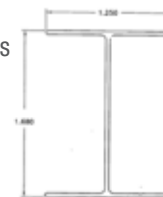
Bottom Rail insert

Please contact customer service for bundle quantities

WI-E-I168-70 - 1.68" H x 1.28 W x 70" insert

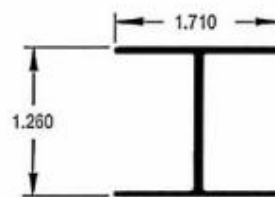
WI-E-I168-82 - 1.68" H x 1.28 W x 82" insert

WI-E-I168-96 - 1.68" H x 1.28 W x 96" insert

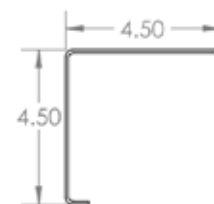


3007-93 - 93" Aluminum Extrusion

3007-96 - 96" Aluminum Extrusion



WI-E-GPI5X5-96 - 96"
WI-E-GPI5X5-108 - 108"
Gate Post Insert



Gate Braces and Vinyl Fence & Railing Accessories

Stainless Steel Gate Anti-Sag Kits



NW38309-SSM

- ▶ Stainless steel attachment screws included
- ▶ Cable length is 9'
- ▶ 50 each per case @ 33lbs

Steel Anti-Sag Kits

NW6296-BK (WI-STBK-D-BK) - Steel

Cable with Black Plastic Coating

NW6296-CL (WI-STBK-D-CL) - Steel

Cable with Clear Plastic Coating

NW6296-WH (WI-STBK-D-WH) - Steel

Cable with White Plastic Coating

- ▶ Cable Length is 9'
- ▶ 50 each per case



Stainless Steel 13" Gate Springs

NW198-SSB (WI-SS-GS-13) Black

NW198-SSW (WI-SS-GS-13-W) White

- ▶ Stainless steel screws included
- ▶ 20 each per case @ 42lbs



Stainless Steel Screws

14X1HEX-SSB Black

14X1HEX-SSW White

- ▶ #14 Hex-head by 1" 316 Stainless steel self-drilling
- ▶ Each packet contains 30 screws

WI-HWH-SSB Black

WI-HWH-SSW White

- ▶ #14 Hex-head by 1" 410 Stainless steel self-drilling
- ▶ 4000 each per case



14X3/4PHILPANSS Black

14X3/4PHILPANSW White

- ▶ #14 Philips Pan-head by 3/4"
- ▶ Each packet contains 30 screws



Rivets

NW6199-MI Mill

NW6199-WH White (ADA613W)

NW6199-TN Tan

- ▶ 3/16" X .800"
- ▶ 5000 per box @ 23lbs



ADA614M Mill

ADA614T Tan

- ▶ 3/16" X 1"
- ▶ 5000 per box

Vinyl Railing Support Towers

NW40001-4 – 3 5/8" x 20" Zinc plated steel

NW40001-4SS (special order) – 3 5/8" x 20" Stainless steel

NW40001-5 – 4 5/8" x 20" Zinc plated steel

NW40001-5SS (special order) – 4 5/8" x 20" Stainless steel

- ▶ All towers have a wall thickness of .110"
- ▶ Will accommodate line, corner and 'T' post applications
- ▶ Includes snug-fit wedge for post thickness variations
- ▶ 8 per case @ 48lbs



3 5/8" dimensions fit a 4" vinyl post

4 5/8" dimensions fit a 5" vinyl post

NW3004 – 3 5/8" x 20" Zinc plated steel

NW3004SS – 3 5/8" x 20" Stainless steel (special order only)

NW3005 – 4 5/8" x 20" Zinc plated steel

NW3005SS – 4 5/8" x 20" Stainless steel (special order only)

- ▶ Same as NW40001s above but with concrete anchor and adjustable leveling plate kit

WI-VFP-4425-ZP - 4.425" Zinc Plated Tower

WI-VFP-4625-ZP - 4.625" Zinc Plated Tower

- ▶ Comes with concrete anchors and adjustable leveling plate kit
- ▶ 6 each per case

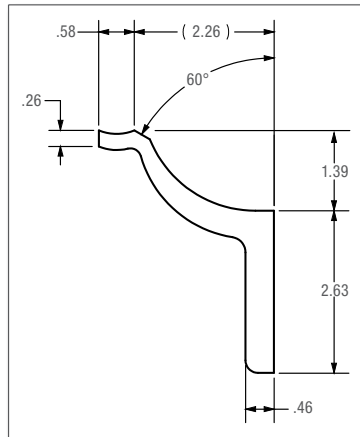


Vinyl Railing Accessories, Post Mounts and PVC Caps

Bracket to Attach Round Handrails

NW6267 White

- ▶ Aluminum and Powder Coated
- ▶ 50 per case



Hydraulic Gate Closers



GC2-BK Black

GC2-WH White

- ▶ Works with gates up to 125 lbs
- ▶ Works with gates widths up to 54"
- ▶ Adjustable closing speed and adjustable latching speed
- ▶ 90° hold open feature
- ▶ Maximum opening of 90°
- ▶ Powder coated steel

12 each per case @ 30lbs

GC1-BK Black

- ▶ Works with gates up to 150 lbs
- ▶ Works with gates widths up to 54"
- ▶ Adjustable closing speed
- ▶ 90° hold open feature
- ▶ Powder coated steel
- ▶ 8 each per case @ 43lbs



Shotgun® Gate Closer

Patented

Controlled Closing Power to Avoid Gate Slamming

SHOTGUN-BK Black

SHOTGUN-SC Satin Chrome

- ▶ One SKU closes any gate up to 250lbs*
- ▶ Anti-slam technology
- ▶ Adjustable closing speed
- ▶ No oil therefore no leaks
- ▶ 10 per case @ 67lbs



Double barrel
closing power

*Tested on a 6' high, 6' wide. Needs a gate stop at 90 degrees

Vinyl Railing Post Mounts

RPM Series



For 4" or 5" Posts



For 4" Posts

4 sides for secure
hardware attachment

Mix and Match
Components

Easy bracket
position adjustability

All
Components
Available
Individually

- ▶ Code compliant within complete railing system
- ▶ Brackets come **attached** to post for easy installation
- ▶ Saves installation time
- ▶ Available in 24", 36" and 42" heights

CONCRETE1 Concrete screws: 4 per pack

LEVKIT1 Leveling Kit - SS plate and steel nuts & bolts: 1 each

WOOD1 Wood Mounting Kit - 2 steel plates and
4 carriage bolts & nuts: 1 each

PVC Caps and Accessories

All PVC caps and accessories are available in White (WH), Almond (AL) and Khaki (KK). Some sku's may have a short special order lead time for colors. Check with Customer Service for availability.

Gothic Post Cap

VPC-GOTH4-WH-2 (WI-PVC-GC4-W) White

- ▶ 4" cap – external fit
- ▶ Corner radius: .06"
- ▶ Extends: 1.4" over the profile
- ▶ Total height: 7.8"
- ▶ 4 5 per case @ 25bs

VPC-GOTH5-WH-2 (WI-PVC-GC5-W) White

- ▶ 5" cap – external fit
- ▶ Corner radius: .03"
- ▶ Extends: 1.6" over the profile
- ▶ Total height: 9.64"
- ▶ 4 8 per case @ 44lbs



Post Mounts and PVC Caps

External Horse Flat Post Cap

VPC-EXHFL4-WH-2 (WI-PVC-FC4-W) White

- ▶ 4" long lipped cap – external fit
- ▶ Corner radius: .17"
- ▶ Extends: .87" over the profile
- ▶ Total height: 1.5"
- ▶ 204 per case @ 32lbs




VPC-EXHFL5-WH-2 (WI-PVC-FC5-W) White

- ▶ 5" long lipped cap – external fit
- ▶ Corner radius: .17"
- ▶ Extends: 1" over the profile
- ▶ Total height: 1.9"
- ▶ 136 per case @ 39lbs

External Short Lip Post Cap

VPC-SLEXHFL4-WH-2 (White)


- ▶ 4" short lipped cap – external fit
- ▶ Inside corner radius: .17"
- ▶ Extends: .54" over the profile
- ▶ Total height: 1.35"
- ▶ 120 per case @ 13lbs



New England Post Cap

VPC-NWENG4-WH-2 (WI-PVC-EC4-W) White

- ▶ 4" square cap – external fit
- ▶ Corner radius: .13"
- ▶ Extends: 1" over the profile
- ▶ Total height: 1.8"
- ▶ 2 8 per case @ 11lbs



VPC-NWENG5-WH-2 (WI-PVC-EC5-W) White

- ▶ 5" square cap – external fit
- ▶ Corner radius: .16"
- ▶ Extends: 1.3" over the profile
- ▶ Total height: 2.2"
- ▶ 24 per case @ 16lbs

Cape Cod Post Cap

VPC-CC4-WH-2 (White)

- ▶ 4" cap – external fit
- ▶ Inside corner radius: .125"
- ▶ Extends: 1.03" over the profile
- ▶ Total height: 2.55"
- ▶ 24 per case @ 12bs



VPC-CC5-WH-2 (White)

- ▶ 5" cap – external fit
- ▶ Inside corner radius: .19"
- ▶ Extends: 1.28" over the profile
- ▶ Total height: 2.74"
- ▶ 24 per case @ 17lbs



Federal Post Caps

WI-PVC-FED5-W (White)

- ▶ 5" Federal Post Cap
- ▶ 36 each per box @ 42lbs

1 1/2" Square Sharp Point Pyramid Picket Cap

VPKT-SHPSQN-WH-2 (White)

- ▶ 1 1/2" X 1 1/2" cap – internal fit
- ▶ Min. inside profile dim: 1.35" x 1.35"
- ▶ Corner radius: .11"
- ▶ Extends: .6" into the profile
- ▶ Total height: 1.4"
- ▶ 500 per case @ 11lbs



7/8 X 1 1/2" Sharp Point/Spade Picket Cap

VPKT-SHP150N-WH-2 (White)

- ▶ 7/8" X 1 1/2" cap – internal fit
- ▶ Min. inside profile dim: .74" x 1.36"
- ▶ Corner radius: .125"
- ▶ Extends: .9" into the profile
- ▶ Total height: 2.4"
- ▶ 500 per case @ 14lbs



7/8 X 3" Sharp Point/Spade Picket Cap

VPKT-SHP3N-WH-2 (White)

- ▶ 7/8" X 3" cap – internal fit
- ▶ Min. inside profile dim: .73" x 2.85"
- ▶ Corner radius: .125"
- ▶ Extends: .8" into the profile
- ▶ Total height: 2.82"
- ▶ 250 per case @ 13lbs



7/8 X 3" Dog Ear Picket Cap

VPKT-DGR3N-WH-2 (White)

- ▶ 7/8" X 3" cap – internal fit
- ▶ Min. inside profile dim: .73" X 2.85"
- ▶ Corner radius: .125"
- ▶ Extends: .8" into the profile
- ▶ Total height: 1.8"
- ▶ 300 per case @ 13lbs



White Solar Light with White Top

VPL-SOL4-WH-2 (White)

- ▶ 4" X 4" cap – external fit
- ▶ Total height: 4.75"
- ▶ 12 per case @ 21lbs

VPL-SOL5-WH-2 (White)

- ▶ 5" X 5" cap – external fit
- ▶ Total height: 5.25"
- ▶ 12 per case @ 22lbs



Top easily removes to access batteries.
No need to remove entire light from post!

2" X 3-1/2" Straight Bracket Set

VBKT-L235-WH-2 (White)


- ▶ Inside Dimensions: 2" X 3-1/2"
- ▶ Inside corner radius: .125"
- ▶ Overall dimensions: 3.75" X 5.2"
- ▶ Screws included
- ▶ 24 kits (2 per kit) per case @ 16lbs



2" X 3-1/2" Stair Bracket Set

VBKT-S235-WH-2 (White)


- ▶ Inside Dimensions: 2" X 3-1/2"
- ▶ Inside corner radius: .125"
- ▶ Overall dimensions: 3.75" X 5.2"
- ▶ Screws included
- ▶ 24 kits (2 per kit) per case @ 16lbs
- Degree of angle: 31-38°



T-Rail Straight Bracket Set

VBKT-LTRL-WH-2 (White)


- ▶ Overall dimensions: 3.75" X 5.2"
- ▶ Screws included
- ▶ 24 kits (2 per kit) per case @ 16lbs



T-Rail Stair Bracket Set

VBKT-STRL-WH-2 (White)

- ▶ Overall dimensions: 3.75" X 5.2"
- ▶ Screws included
- ▶ 24 kits (2 per kit) per case @ 18lbs
- Degree of angle: 31-38°



3 1/2" Rail End Cap

VREC-350-E-WH-2 (White)

- ▶ 2" x 3 1/2" cap – external fit
- ▶ Cap lip - 0.56"
- ▶ 100 per case @ 6lbs

VREC-350-B-WH-2 (White)

- ▶ 2" x 3 1/2" cap – internal fit
- ▶ Min. inside profile dim: 1.78" X 3.3"
- ▶ Corner radius: .25"
- ▶ Extends: .62" into the profile
- ▶ Total height: .72"
- ▶ 200 per case @ 9lbs



New England Post Skirt

VPS-NWENG4A-WH-2 (White)

- ▶ 4" post skirt – external fit
- ▶ Corner radius: .125"
- ▶ Total height: 1.30"
- ▶ Overall outside dim: 5.49"
- ▶ 40 per case @ 9lbs

VPS-NWENG5A-WH-2 (White)

- ▶ 5" post skirt – external fit
- ▶ Corner radius: .125"
- ▶ Total height: 1.62"
- ▶ Overall outside dim: 6.77"
- ▶ 40 per case @ 15lbs



2 Piece Post Skirt

VPS-2PC4-WH-2 (White)

- ▶ 4" two piece post skirt – external fit
- ▶ Corner radius: .125"
- ▶ Total height: 1.3"
- ▶ Overall outside dim: 5.49"
- ▶ 50 per case @ 9lbs



Hole Plug

VHP-580-WH-2 (White)

- ▶ Fits into a 5/8" hole
- ▶ 500 per case @ 2lb



Gate Sockets

VACC-GS-55-WH-2 (White)

- ▶ Dimensions: 1 1/2" X 5 1/2" X 4"
- ▶ 40 per case @ 15lbs

VACC-GS-35-WH-2 (White)

- ▶ Dimensions: 2" X 3-1/2" X 4"
- ▶ 48 per case @ 22lbs

VACC-RM-A-WH-2 (White)

- ▶ Dimensions: 1-1/2" X 5-1/2" X 4"
- ▶ 64 per case @ 24lbs

VACC-RM-B-WH-2 (White)

- ▶ Dimensions: 2" X 3-1/2" X 4"
- ▶ 78 per case @ 36lbs

VACC-RM-C-WH-2 (White)

- ▶ Dimensions: 2" X 6" X 4"
- ▶ 64 per case @ 41lbs

VACC-RM-D-WH-2 (White)

- ▶ Dimensions: 1-3/4" X 5-1/2" X 4"
- ▶ 64 per case @ 30lbs



Vinyl Railing Accessories

▶ PVC Glue

VGL-8W (White)

VGL-8C (Clear)

▶ 8 Ounce Tube

▶ 8 per case @ 5lbs

VGL-15W (White)

VGL-15C (Clear)

▶ 1.5 Ounce Tube

▶ 24 per case @ 3lbs



Snap Lock Tool

VT-HHSLT

▶ 1/4" Hand Held Snap Lock Tool

▶ 1 per case @ 2lbs



Notching Tool

VT-3/4NOTCH

▶ 3/4" Notching Tool

▶ 10per case @ 60lbs



Rail Lock

VRL-A

▶ Rail Lock for 1-1/2", 1-3/4", and 2" Width

▶ 500 per case @ 15lbs



Post Hole Diggers & Tools

WI-005

▶ Fiberglass handle

▶ 1/Case



WI-006

▶ Wood Handle

▶ 1/Case



WI-CB06

▶ Torque Bar

▶ 1/Case



NATIONWIDE INDUSTRIES

INNOVATIVE HARDWARE SOLUTIONS FOR FENCE AND RAILING PROFESSIONALS



Keyless Locks for Vinyl and Ornamental Gates

NO NEED FOR A LOCK BOX & NO WELDING

Mechanical Combination Locks - No electronics

Passage function may be set for exiting without code

Easy code change with any amount of numbers

Dead locking spring latch

Marine grade interior

Slip clutch design - No damage to lock if handle is pushed down too hard

Locks never need lubrication

KYPD-ADAPTER-BK



**2020
CATALOGS
AVAILABLE NOW!**

WE ARE THE LEADING INDUSTRY RESOURCE WITH OVER 2,000 SKUS

3505 Cragmont Dr, Tampa, FL 33619
Phone: (813) 988-2628 • Fax (866) 988-3465
info@nationwideindustries.com

     
ALUMINUM • VINYL • WOOD • STEEL • CHAINLINK • CABLE

www.nationwideindustries.com



Phone: (813) 988-2628 • Fax (866) 988-3465
www.nationwideindustries.com • info@nationwideindustries.com



Zip-Latch®
Pool Gravity
Latch

Nautilus®
Self-Closing
Hinges

Cornerstone®
The Million Cycle
Self-Closing Nylon Hinges

Keystone®
Heavy Duty
Key-Lockable Latches

Keystone® X
eXternal Mount
Key-Lockable Latches

AquaLatch®
Magnetic Pool
Safety Latches

GateShare®
Multi-Lock
Latch

Keystone®
PanicLatch™
Self-Locking
PanicLatch™

Manta®
Magnetic
Nylon Latches

OrnaMAG®
Magnetic
Metal Latches

Trident™
Magnetic Gate
Safety Latches

ArmorLatch®
Magnetic
Latches

LockThru®
Wood Gate
Swing Latches

V-Notch™
Hinges
and Latches

Shotgun®
Gate
Closers

