


# VENUS

## MOTORIZED GATE CLOSER

The VENUS motorized gate closer is specifically designed for pedestrian gates up to 4.6 ft and 220 lbs.

VENUS is a brushless motor specially designed for semi-manual or fully automated outdoor use.

### MORE INFO



### WHAT MAKES IT SPECIAL?

- Safe, reliable operation thanks to low-energy speed control and integrated obstacle detection
- All-in-one gate operator with integrated power supply and circuit board, input/output connectors and indicator light
- Easy setup with free mobile app

### FEATURES

Product size: ↔ 3-1/8" ↕ 20-1/16" ↗ 3-1/8"

Gate type: Swing gates, reversible left and right

Maximum width: 4.6 ft  
Maximum weight: 220 lbs

Posts: Square - 3-1/8"  
2-3/8" with adapterplate

Case: Anodised aluminum

Opening angle: up to 175°

Mounting: Quick-fix

Arm types: VENUS-ARM-S  
VENUS-ARM-A  
VENUS-ARM-G

Motor torque: Max 150 Nm

Power supply: 110 V - 240 V AC


Weather conditions: -22 °F → +158 °F

Color: RAL 9005 or silver


Warranty: 2 years  
3 years (application registration)

Tested : 500K cycles

VENUS-ARM-S



VENUS-ARM-A



VENUS-ARM-G

