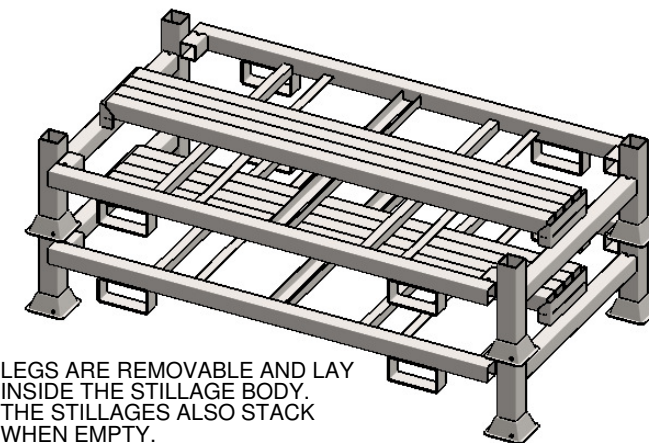
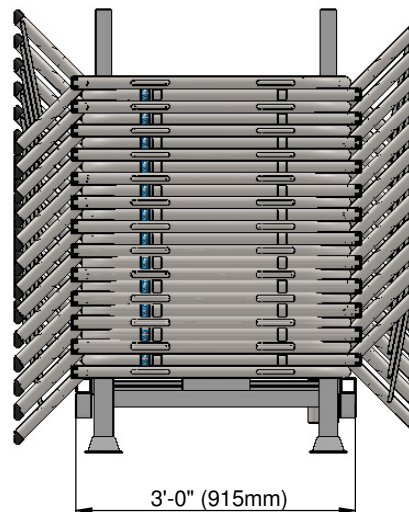
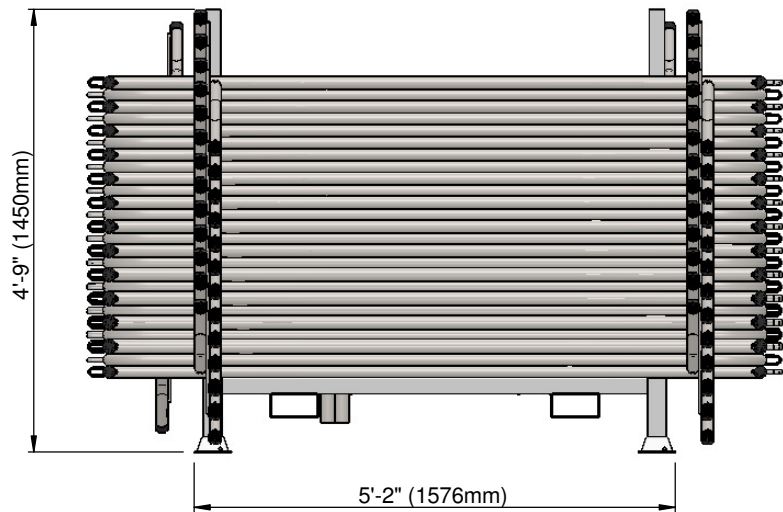
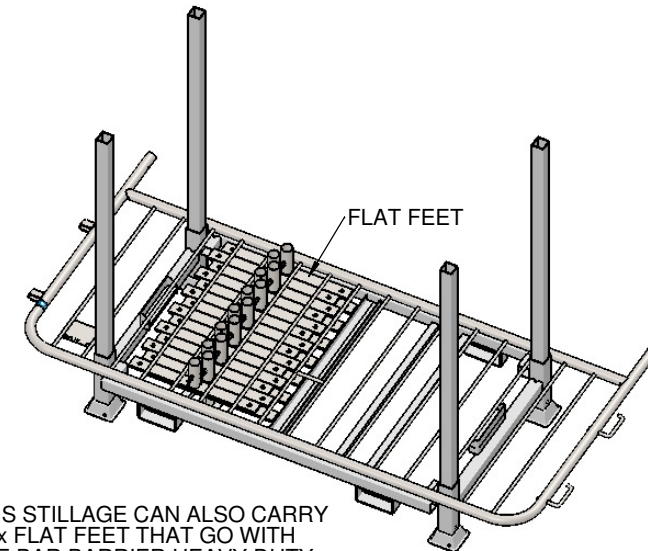
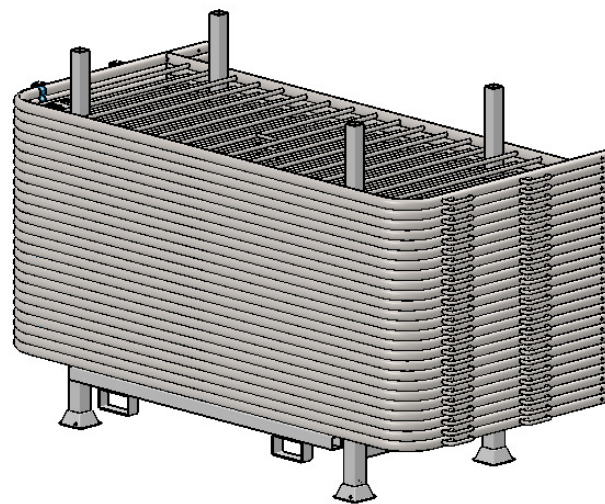
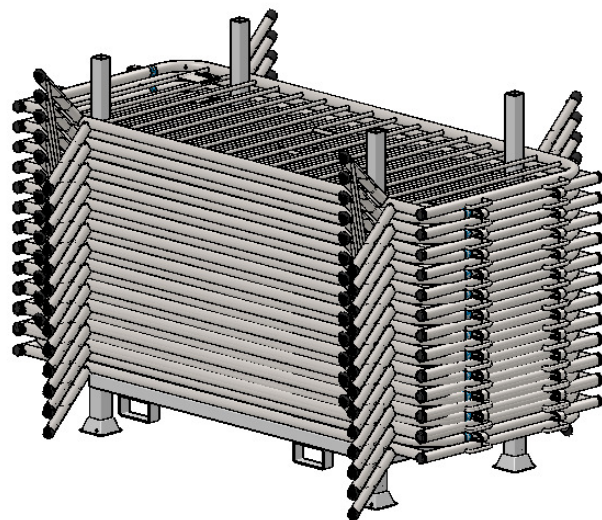


ALL DIMENSIONS IN MILLIMETRES
REMOVE ALL SHARP EDGES

THIRD ANGLE PROJECTION
DO NOT SCALE DRAWING



LEGS ARE REMOVABLE AND LAY
INSIDE THE STILLAGE BODY.
THE STILLAGES ALSO STACK
WHEN EMPTY.



FLAT FEET

THIS STILLAGE CAN ALSO CARRY
50 x FLAT FEET THAT GO WITH
THE BAR BARRIER HEAVY DUTY.

STILLAGES SHOWN HERE
WITH 25 x FIXED LEG BARRIER HEAVY DUTY

STILLAGES SHOWN HERE
WITH 25 x BAR BARRIER HEAVY DUTY

NOTE:
STILLAGES CAN BE STACKED WHEN FULL
BUT THE STILLAGE HAS NOT BEEN DESIGNED
TO BE LIFTED WHEN STACKED 2 HIGH

WEIGHT NOTE:
WEIGHT BEFORE GALVANIZING = 141 lbs (64Kg)
WEIGH GALVANIZED = 150 lbs (68Kg) ASSUMING 6% ADDED

THE COMPANY RETAIN THE RIGHT TO PERIODICALLY ALTER INFORMATION WITHIN THIS DRAWING SHEET AND WILL ATTEMPT TO NOTIFY ALL PARTIES CONCERNED OF ANY CHANGES AND THE INFORMATION ON THIS SHEET SHOULD NOT BE REPRODUCED WITHOUT THEIR WRITTEN CONSENT.

6	7/2/22	ISSUED FOR MANUFACTURE	GC	.	.
5	29/4/21	ISSUED FOR MANUFACTURE	GC	.	.
REV	DATE	DESCRIPTION	DRN	CHKD	APPR

TOLERANCES - UNLESS STATED OTHERWISE

TITLE:

BARRIER STILLAGE

FABRICATION	UP TO 300mm	+/- 1mm
	UP TO 1000mm	+/- 2mm
MACHINING	1001mm & ABOVE	+/- 3mm
	ANGULAR	+/- 1°
GAUGE	+/- 0.2mm	
	+/- 10%	
WEIGHT	+/- 10% (DUE TO MATERIAL PROPERTIES & TOLERANCES)	

NAME	SIGNATURE	DATE
G. CRICK		14/5/20
CHK'D		
FINISH:	HOT DIPPED GALVANIZED	

MATERIAL:
**CARBON STEEL
GRADE S235**



Drw / Stockcode No.

09055455

Revision

6

WEIGHT: SEE NOTE

SCALE: 1:17.5

SHEET 1 OF 11

A3