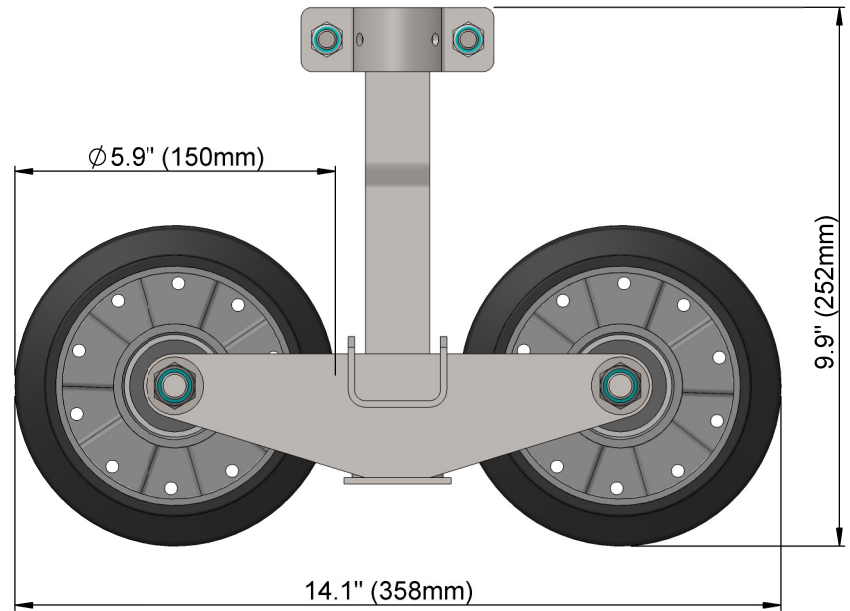
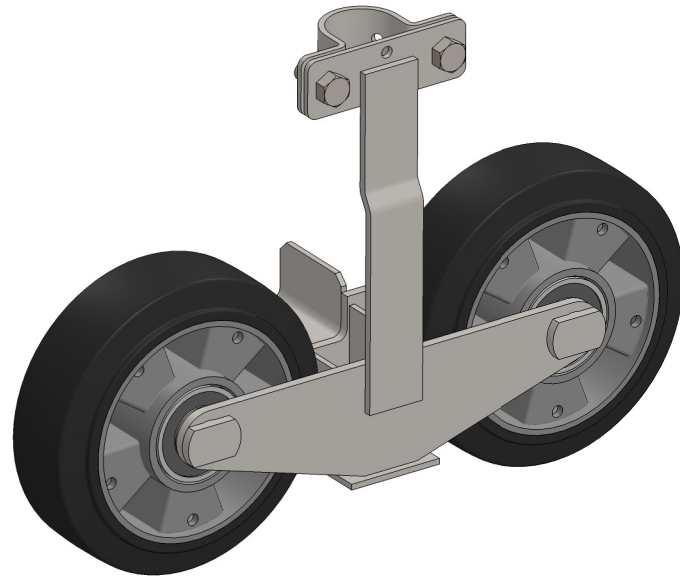
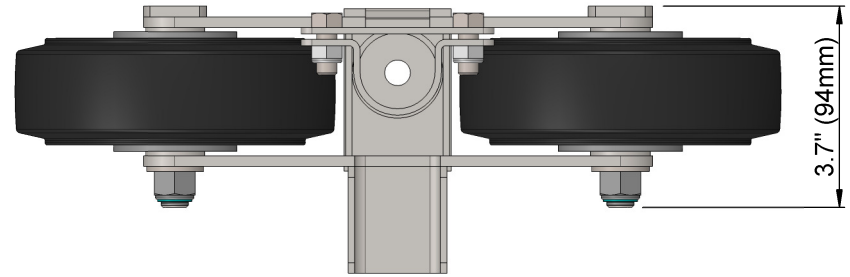
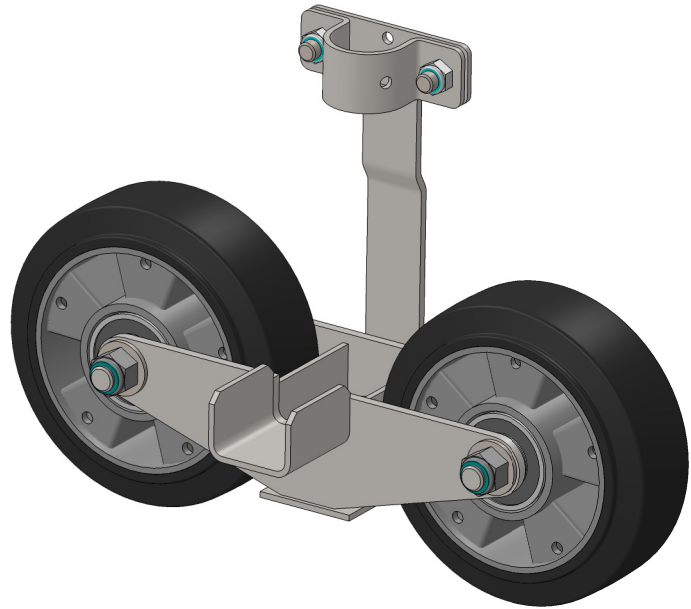


1 2 3 4 5 6 7 8  
 ALL DIMENSIONS IN MILLIMETRES  
 REMOVE ALL SHARP EDGES

THIRD ANGLE PROJECTION  
 DO NOT SCALE DRAWING



4	7/19/24	ISSUED FOR MANUFACTURE	GC		
3	10/13/23	ISSUED FOR MANUFACTURE	GC		
REV	DATE	DESCRIPTION	DRN	CHKD	APPR

TOLERANCES - UNLESS STATED OTHERWISE

FABRICATION	UP TO 300mm	+/- 1mm
	UP TO 1000mm	+/- 2mm
	1001mm & ABOVE	+/- 3mm
	ANGULAR	+/- 1°
MACHINING	+/- 0.2mm	
TUBE GAUGE	T ≤ 1.5 = +/- 0.15mm	
	T > 1.5 = +/- 0.1T or +/- 0.35mm	
	WHICHEVER IS THE SMALLER	
SHEET GAUGE	+/- 10%	
WEIGHT	+/- 10% (DUE TO MATERIAL PROPERTIES & TOLERANCES)	

TITLE: **GATE WHEEL ASSEMBLY**

NAME	SIGNATURE	DATE
G. CRICK		4/8/20
CHK'D		
FINISH:	ELECTRO GALVANISED AND AS SUPPLIED	

MATERIAL:  
 CARBON STEEL GRADE S235 & BLACK RUBBER ON ALUMINIUM WHEEL



Drw / Stockcode No.	Revision
09053010	4

NOTE:  
 THIS WHEEL CAN BE USED AS PART OF THE VEHICLE GATE CONVERSION KIT

THE COMPANY RETAIN THE RIGHT TO PERIODICALLY ALTER INFORMATION WITHIN THIS DRAWING SHEET AND WILL ATTEMPT TO NOTIFY ALL PARTIES CONCERNED OF ANY CHANGES AND THE INFORMATION ON THIS SHEET SHOULD NOT BE REPRODUCED WITHOUT THEIR WRITTEN CONSENT.