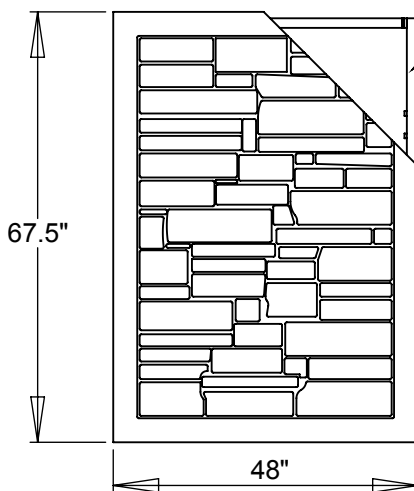
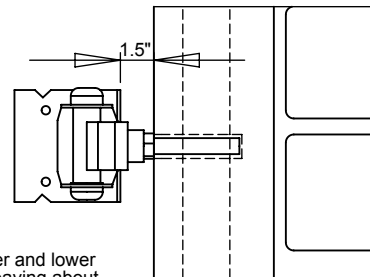


Actual Gate Dimensions




Gate is reinforced with a 1.5" galvanized steel box tube.

- Actual Gate Dimensions: 67.25"H X 48"W
- Gate Weight 67lbs.
- Tolerances are $\pm .25"$



Gate hinge threads into the upper and lower inserts in the gate metal frame leaving about 1.5" from the edge of the gate to the gate post.

<p>Model #:GT72X48 E</p>	<p>This drawing may not be altered or reproduced without the permission of SimTek[®] Fence</p>		 <p>EcoStone www.ecostonefence.com</p>
<p>Date: January 3, 2011</p>	<p>Scale: not to scale</p>	<p>REV: GF</p>	
<p>Sheet 1 of 1</p>	<p>U.S. Patents: 7,478,797 / 7,635,114 Foreign Patents Pending</p>		