

RB709-U

Relay Output Universal Receiver Owners Manual

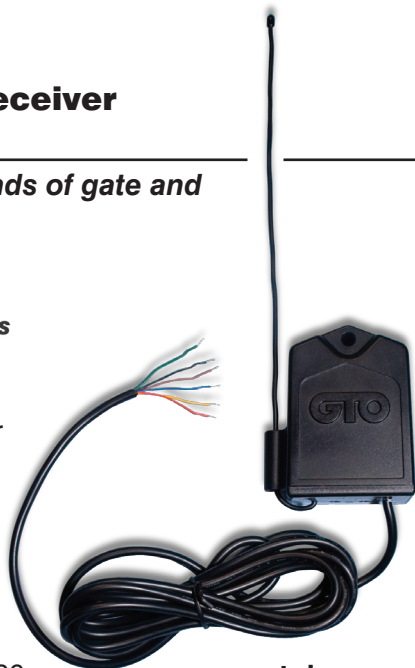
Designed to work with most brands of gate and door openers.



The RB709-U digital receiver is a wireless radio control designed for use with automated gate openers and garage door openers. The receiver has two channels for receiving signals from two separate transmitters.

GTO Technical Support 1-800-543-1236

www.gtoinc.com



Specifications

Compatible transmitter:

- GTO narrow band transmitters (318MHz)

Power input:

- 8-24 V ac/dc, 10ma standby, 40ma activated (Red & Black wires).

Outputs: 2 channels pulsed outputs

- 2 channels dry-contact normally open relay outputs.
- Channel 1: Blue & Green wires.
- Channel 2: Yellow & Brown wires.
- Activated for .5 seconds when the correct transmitter code is received.
- Relay switching maximum rating: 24Vac/dc @ 1A.
- Operating Range 50 to 100 feet (15.2 to 30.5 m)

Indoor/Outdoor compatible.

FCC Regulation

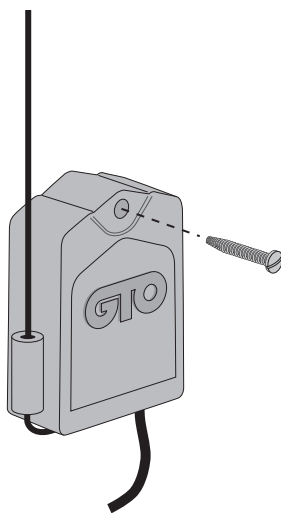
This device complies with FCC rules Part 15. Operation is subject to the following conditions:

1. This device may not cause harmful interference.
 2. This device must accept an interference that may cause undesired operation.
- Transmitter distance may vary due to circumstances beyond our control. NOTE: The manufacturer is not responsible for any radio or TV interference caused by unauthorized modifications to this equipment. Such modifications could void the user's authority to operate the equipment.*

Mounting the Receiver

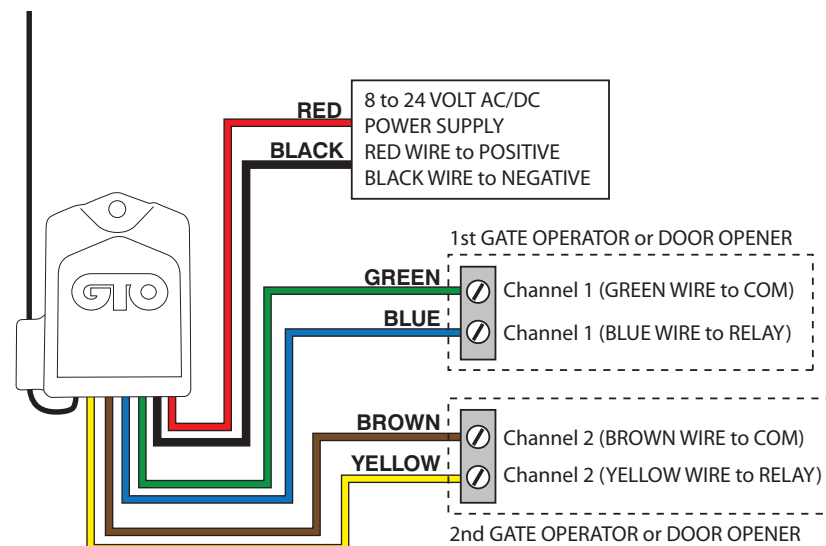
Consider the following when mounting the receiver:

- Standard receiver cable length is 10 feet (3.05 m).
- For exterior applications run the cable through PVC conduit to protect it from damage.
- DO NOT run cable in conduit containing ac wiring.
- The receiver range can vary from 50 to 100 feet (15.2 to 30.5 m) depending upon weather, topography, and external interference.



NOTE: Do not mount upside down in exterior applications.

Connect Receiver to Relay Inputs and Power



Programming the Receiver

Learning transmitter(s) with RB-709U receiver:

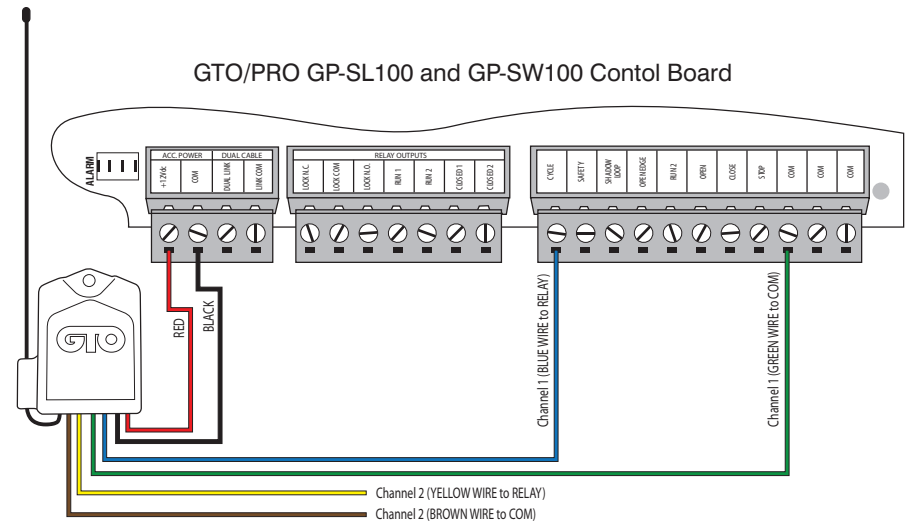
- Press and hold the transmitter's button to be learned.
- Press the 'LEARN CH1' (or 'LEARN CH2') button on the RB-709U receiver for 1-2 seconds or until the red LED turns on, then release the button.
- Note: When the correct code is received and the corresponding relay output is activated, the red LED will turn on.



Check operation after programming:

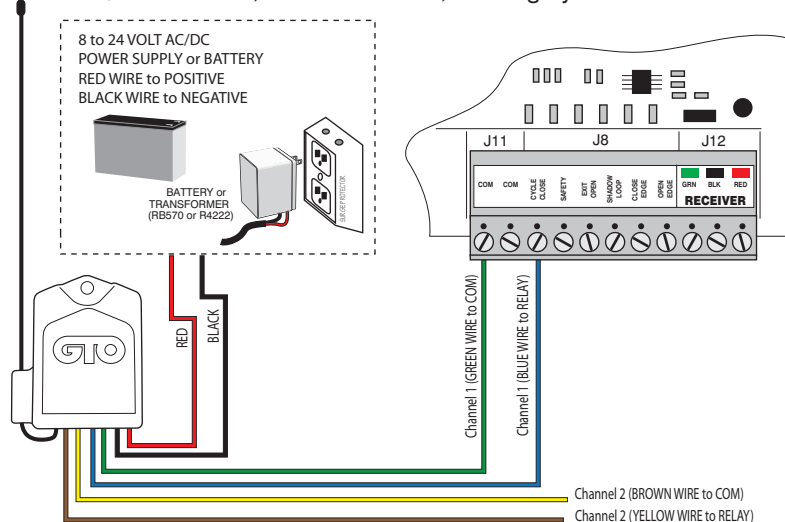
- Press Transmitter #1 - RED LED blinks once to confirm.
- Press Transmitter #2 - RED LED blinks twice to confirm.

Wiring Receiver to GTO GP-SL100 & GP-SW100 Operators



Wiring Receiver to GTO DC Operators

Typical GTO DC powered gate operators.
GTO/PRO 2000XL, 3000XL, 4000XL, and Mighty Mule 500



Wiring Receiver to Common Gate and Door Openers

