

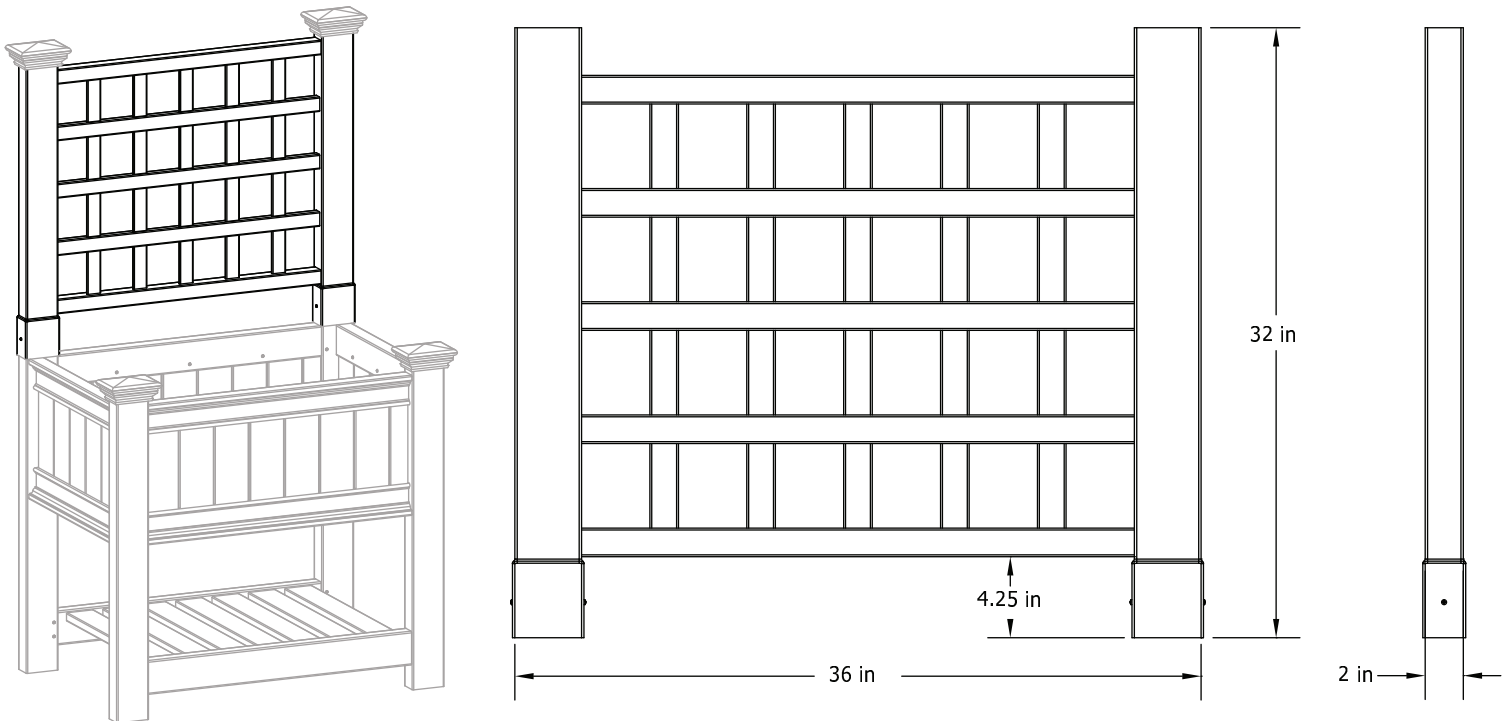
ASSEMBLY INSTRUCTIONS

New England
Arbors

Leadership by Design

www.newenglandarbors.com

The Raised Planter Trellis*



*The Raised Planter Trellis is designed to mount on to our 24" x 36" White Raised Planter Box (sold separately) as shown above.

Please read through before starting assembly.

IMPORTANT: CHECK THE INSIDE OF YOUR POSTS FOR ALL MATERIALS.

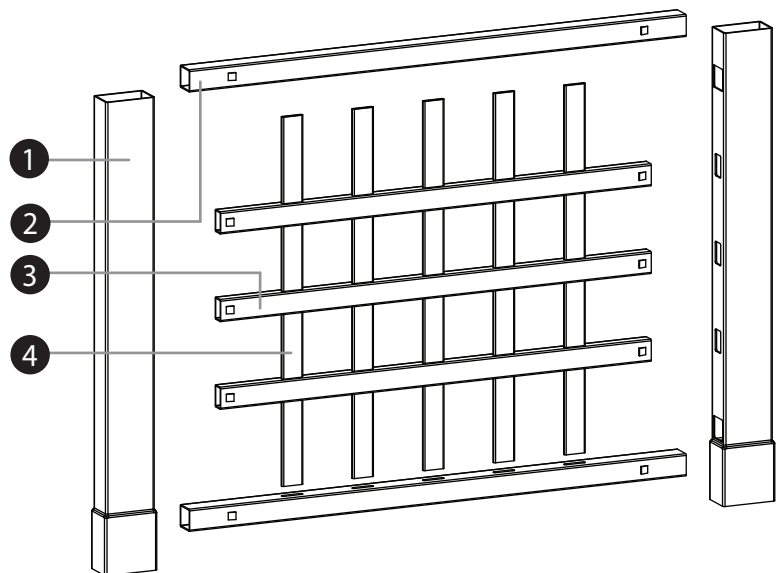
Check Box for These Contents

In the event of missing or defective parts please call our customer service department at **1 800 282 9346, ext #20**
(Mon. to Fri. 8:00 AM to 4:00 PM EST).

1. Posts (2)
2. Top and Bottom Rails (2) - 1.5" x 1.5" x 35.75"
3. Horizontal Spindles (3) - 1.5" x .875" x 31"
4. Vertical Spindles (5) - 1.5" x .25" x 21"
5. 1" Self-Auguring Stainless Steel Screw (4)

Tools You Will Need

- Cordless Drill



General Information

- **Read Instructions through carefully before beginning assembly.**
- When assembling components, place on a non-abrasive surface (i.e. shipping box) to avoid scratching.
- We recommend an area approx 5'x 8' for unobstructed assembling.
- You should not need to use excessive force when assembling component.

STEP ONE

1

Align and insert the five vertical spindles into the horizontal spindle as shown. Note the spacing between the horizontal rails are to match that of the posts.

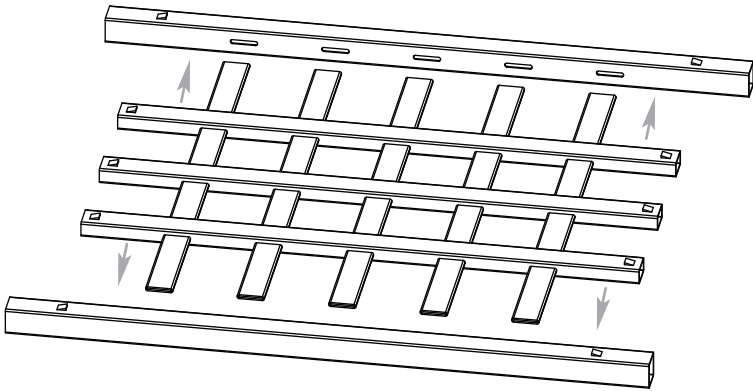
2

Align and insert the top and bottom rails as shown.

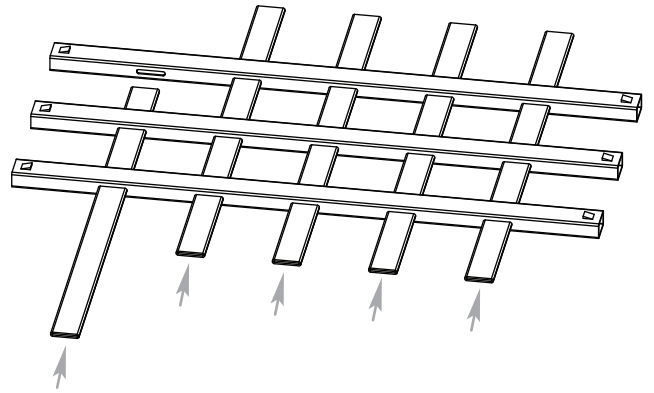
3

Insert the lattice from step 2 into the routed holes on the posts as shown. Press down on each of the horizontal rails to lock them into place.

2

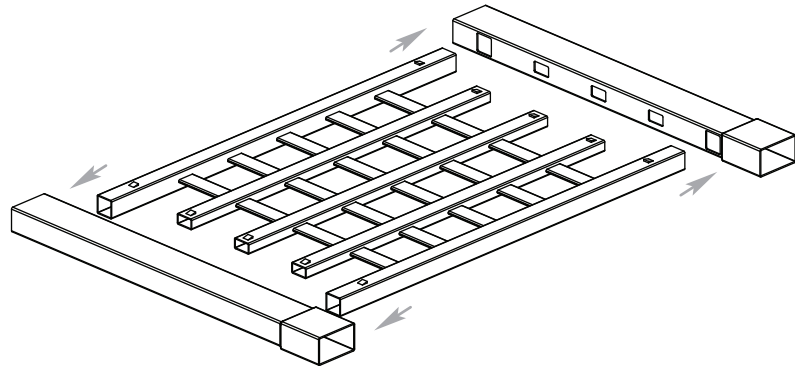


1



3

NOTE: There are locking tabs located at the ends of the horizontal rails. Once inserted and pushed into the routed holes, they will lock into place.

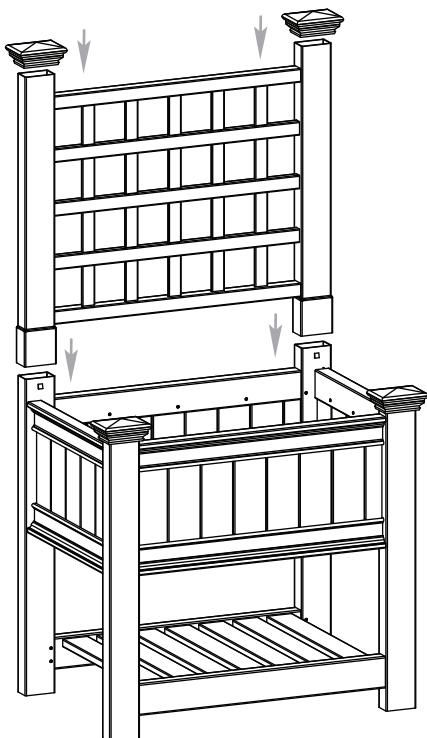


STEP TWO

4

Insert the trellis from Step One above onto the 24" x 36" White Raised Planter as shown. Place the post caps from the planter box onto the top of the trellis.

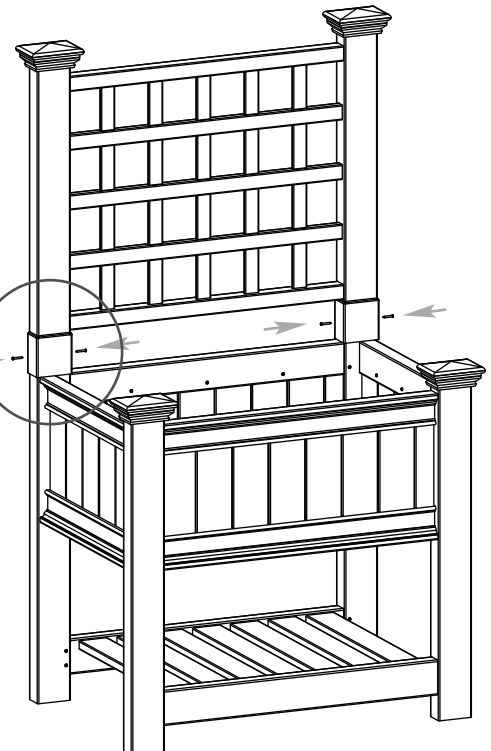
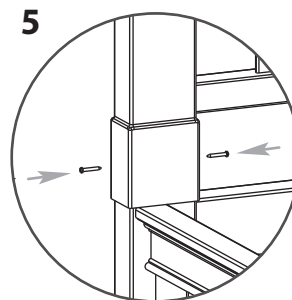
4



5

Secure the trellis into place using the four provided screws at locations shown below:

5



New England
Arbors
Leadership by Design
www.newenglandarbors.com

www.newenglandarbors.com