

# Zip-UP Ceiling® Systems

**Beautiful ceilings anywhere:**

**-any basement**

**-under deck**

**-any room**



**Easy as 1.2.3.**

**1. Install wall trim**

**2. Install panel**


**3. Install rail**



# 5 Components do it all!


## Ceiling Panel

Panels 12" in width  
"Zip-UP" into main rails  
8', 12', 16' lengths




## Main Rail

Main rail attaches  
directly to floor joists  
8', 12', 16' lengths




## Wall Trim

Sets height of ceiling  
and finishes off all edges  
12' lengths



## Seam Rail

Allows for extension  
of room length  
12' lengths



## Seam Cap

Aesthetic cap that  
"Zip-UP" into seam rail  
12' lengths



# Zip-UP

## Ceiling<sup>®</sup> Systems

### Easy as 1.2.3...

- Will not mold or mildew
- 2" drop saves up to 5"
- Self leveling, self locating
- Ease of design saves installation time
- 5 tools needed: hack saw, utility knife, tin snips, power screwdriver, pry bar
- Easy access to plumbing



S



ew  
of head room  
ting rail system  
nstallation time  
aw, utility knife,  
driver, measuring tape  
ng and wiring




**Made in the U.S.A.**



# Beautiful ceilings anywhere:

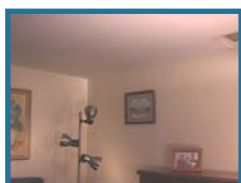





# NO MORE GRID!

*Before*

*After*



**A green product**

**Lead free**



Recyclable