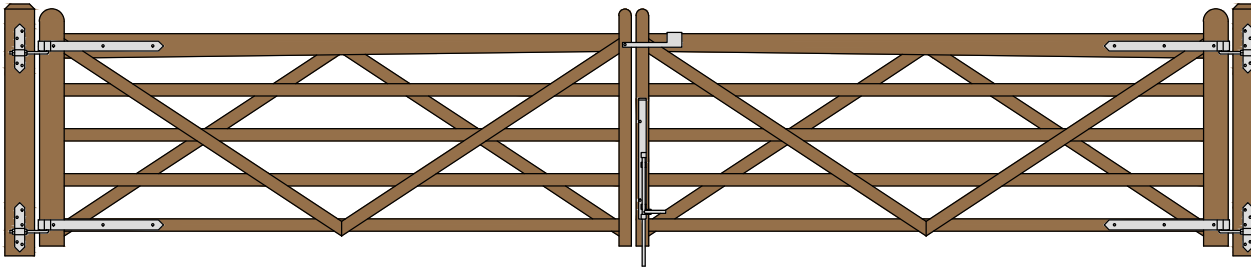


# DOUBLE "V" RAIL GATE PLAN

## Double Gate Configuration - Tapered Top Rail

(10' & 10' FOOT WIDE 48" HIGH GATES) REAR EYE HINGES (Product Codes #8324) GATE HUNG BETWEEN POSTS

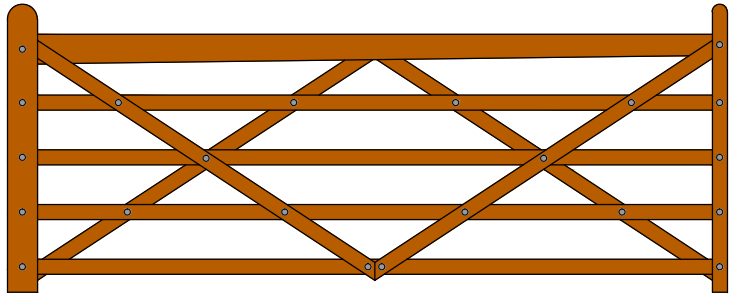


Distance between gate and hinge post	A
Width of Left Gate	B
Distance between gates	C
Width of Right Gate	D
Distance between gate and hinge post	E
Total distance between posts	F

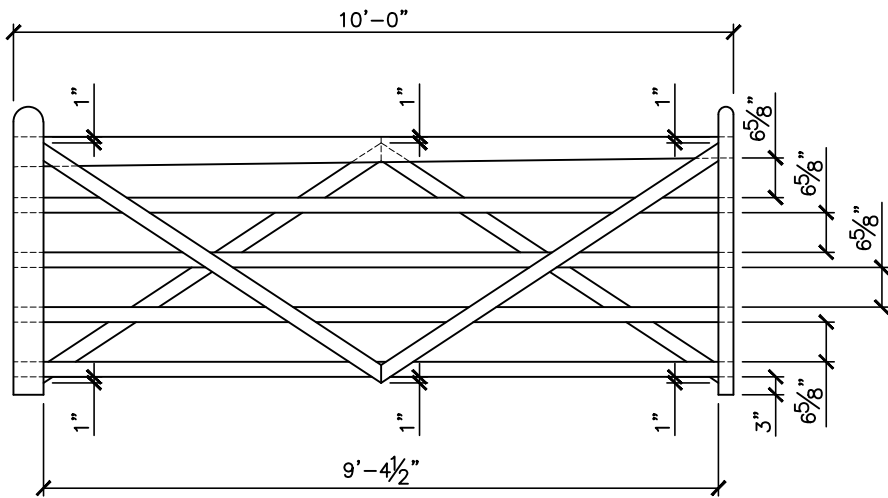
Hardware Required		Rear Eye Hinge Advantages	
	Galvanized Finish	Black Powder Coat over Galvanized Finish	
Hinge Sets	2 of 8324-S242	2 of 8324-S24P	Opens 180 degrees Incredible amount of adjustment Easy operation & Very Strong Minimal distance between gate and post
Fasteners included with double strap hinges - Mounting plate fasteners sold separately**	Two Sets Includes four 24" double strap (8324-242 or 8324-24SP) four mounting plate with 8" adjustable threaded pins(8256-342 or 8256-34P)		
Cane Bolt (Vertical)	1 or 2 of 5000-242*	1 or 2 of 5000-24SP*	
Fasteners included with latches	Central Latch Options		Dimensions (feet and inches)
Throw Over Gate Loop	4200-032	4200-03SP	A B C D E F
Slide Bolt Latch (Flush/ Jamb Mount)	5002-L122	5002-L12SP	1" 10' 1" 10' 1" 20' 3"
Lumber Required			
Posts	2 of 8' x 6" x6" (usually dressed out at 5.5" x 5.5")		
	Rails, Stiles (uprights) and Diagonals made from full 1" thick by 5.5" wide lumber (commonly stocked decking material or rough cut lumber)		
Top Rails (tapered)	6 of 10' x 1" x 5.5" (cut to 5.5" x 10')		
Rails	4 of 10' x 1" x 5.5" (cut to 2.5" x 10')		
Stiles	3 of 8' x 1" x 5.5" (4 x 5" x 4' for hinge sides and 4 x 2.5" x 4' for latch sides)		
Diagonals	2 of 12' x 1" x 5.5" (cut to 2.5" x 6')		
Filler blocks for bottom hinge	use off cuts from other pieces for all filler blocks		
Fasteners Required			
2 of FP-DoubleV Fastener Pack for Double V Gate Build (One pack includes: 14 of 3.5" & 15 of 2.5" carriage bolts, washers and nuts & 40 of 1.75" wood screws)			
**Mounting Plate Fasteners - 20 of 3/8" carriage bolts that are 1" longer than thickness of gate post (preferred) or 20 of 3/8" lag bolts (minimum of 4" long)			
*One 24" Cane Bolt (5000-242 or 5000-24SP) is required for central stability. Two are needed if you require a means of keeping the gates open.			

### SNUG COTTAGE HARDWARE

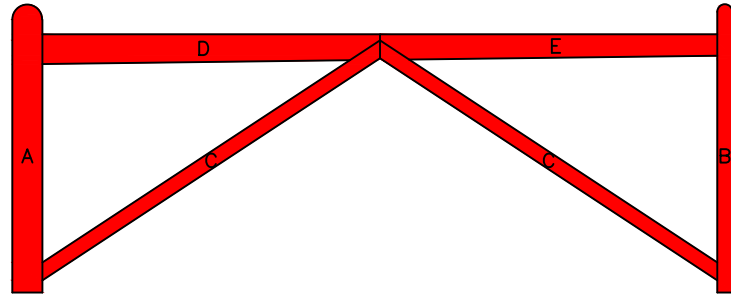
Download includes this materials list, component cutting and layout sheet, tips on installing gate posts, and detailed instructions.  
 For a complete listing of our free gate plans and gate layouts visit [hooverfence.com](http://hooverfence.com).



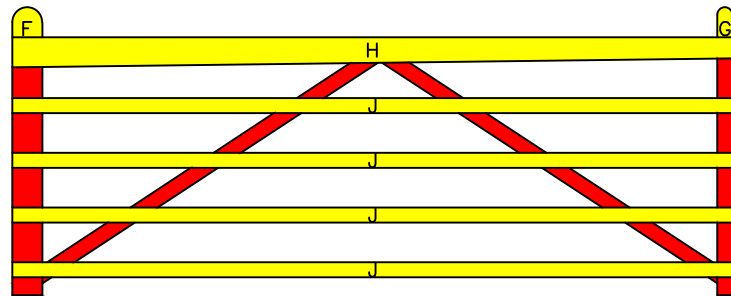
10' DOUBLE 'V' GATE



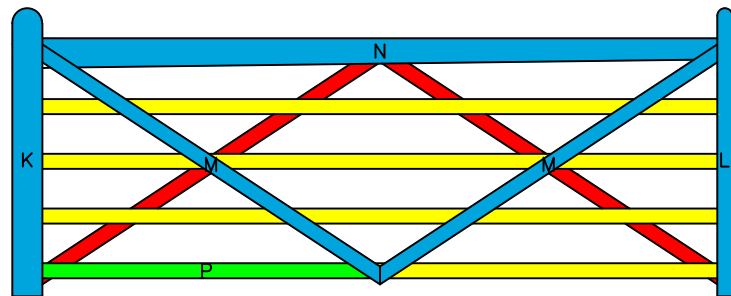
GATE DIMENSIONS



FIRST LAYER



SECOND LAYER

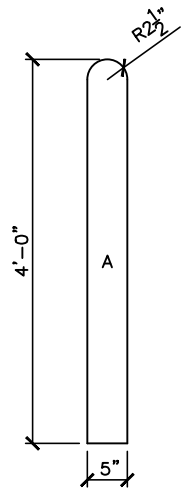


THIRD LAYER

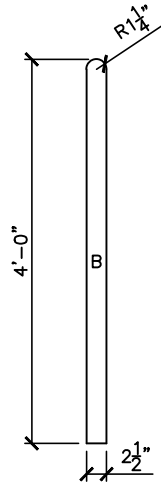
BUILDING STEPS

PROPERTY OF:  
 SNUG COTTAGE  
 HARDWARE LLC  
 MARYSVILLE MI.  
 48040

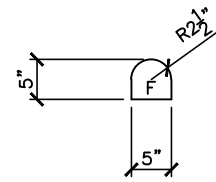
PRODUCT DESCRIPTION:  
 10' DOUBLE 'V' GATE  
 ALL DIMENSIONS  $\pm 0.125$ "



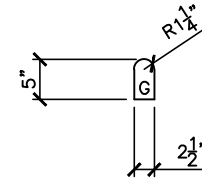
1-1" BOARD



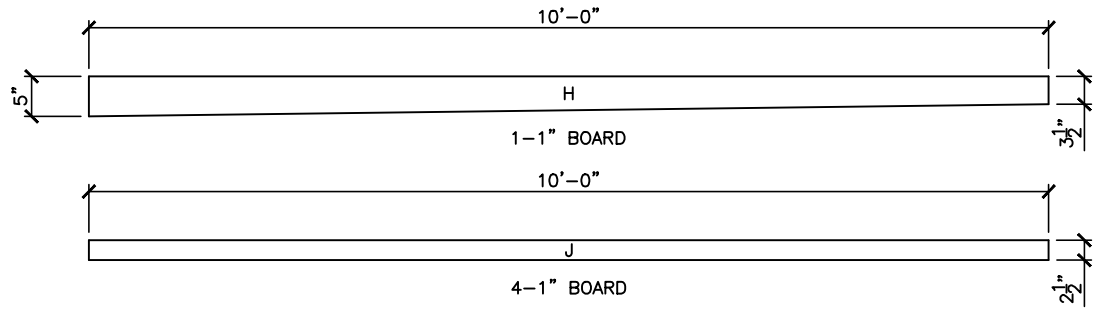
1-1" BOARD



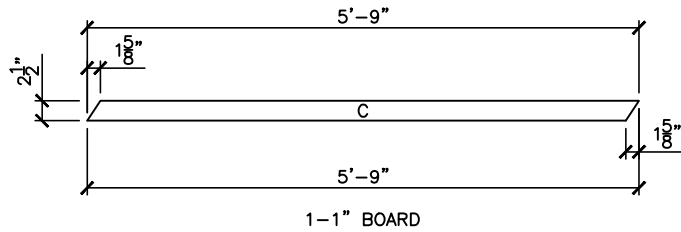
1-1" BOARD



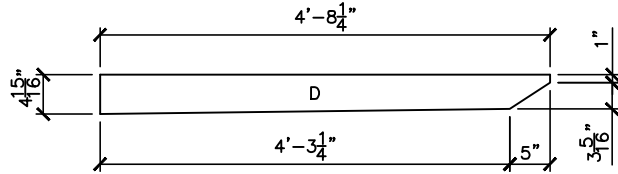
1-1" BOARD



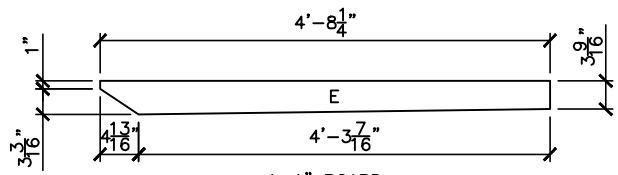
SECOND LAYER COMPONENTS



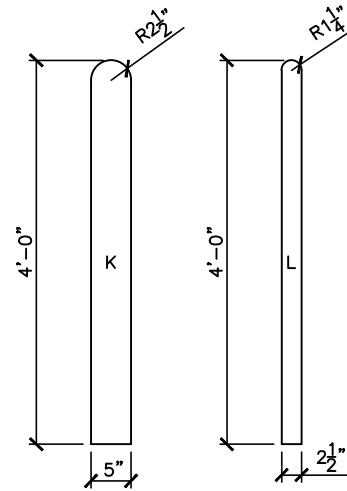
1-1" BOARD



1-1" BOARD

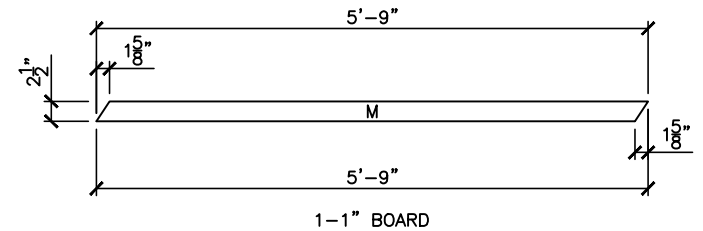


1-1" BOARD

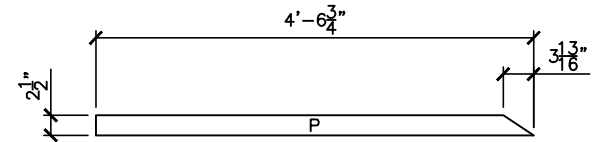


1-1" BOARD

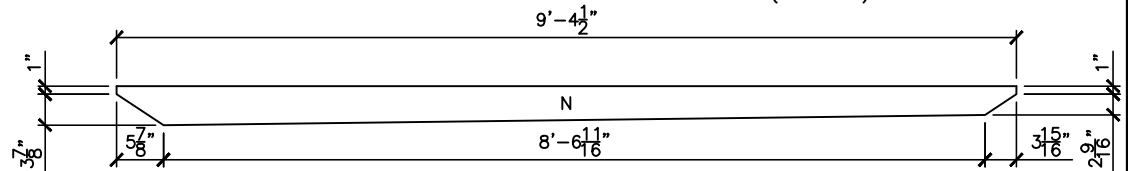
1-1" BOARD



1-1" BOARD



1-1" BOARD (OPTIONAL)



1-1" BOARD

FIRST LAYER COMPONENTS

PROPERTY OF:

SNUG COTTAGE  
HARDWARE LLC  
MARYSVILLE MI.  
48040

PRODUCT DESCRIPTION:

10' DOUBLE 'V' GATE COMPONENTS

ALL DIMENSIONS ±0.125"

THIRD LAYER COMPONENTS