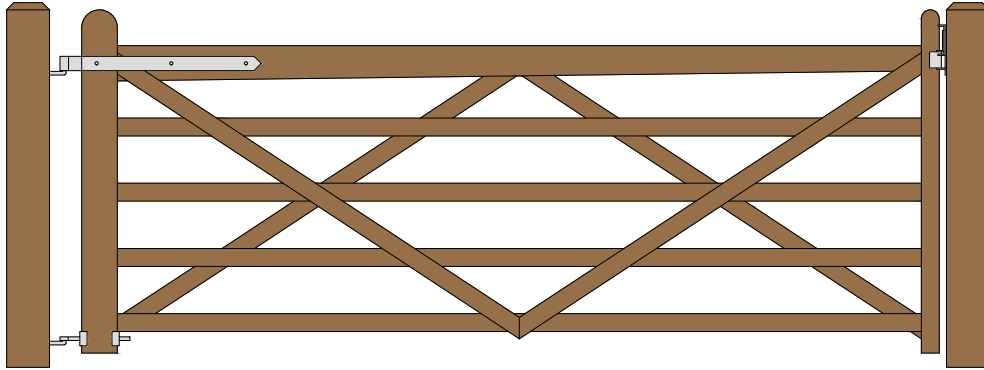


# DOUBLE "V" RAIL GATE PLAN

## Single Gate Configuration - Tapered Top Rail

(10 FOOT WIDE 48" HIGH GATES) **CENTRAL EYE HINGES** (Product Codes #8312) **GATE HUNG BETWEEN POSTS**

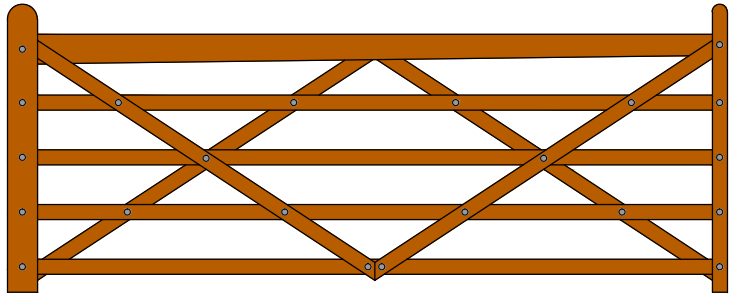


Distance between latch post and gate	A
Width of Gate	B
Distance between gate and hinge post	C
Total distance between posts	D

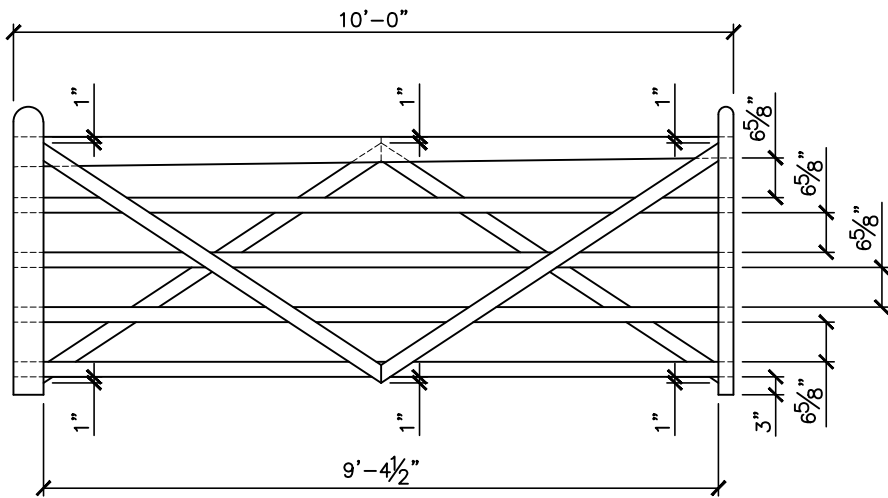
Hardware Required		Central Eye Hinge Advantages				
	Galvanized Finish	Black Powder Coat over Galvanized Finish				
Hinge Set	8312-S242	8312-S24P	Opens both ways 100 degrees Incredible amount of adjustment Easy operation Very strong			
All fasteners are included with the hardware sets	<b>Set Includes</b>					
	one 24 inch double strap (8312-542 or 8312-54SP) one adjustable bottom gate fitting (8250-002 or 8250-00P) two 12" adjustable gate pin (8800-122 or 8800-12P)					
	Central Latch Option		Dimensions (feet and inches)			
			A	B	C	D
Quick Catch (shown above)	4100-3SS	4100-3BSS	1.5"	10'	4.5"	10'-6"
Spring Latch	8327-002	8327-00P	4"	10'	4.5"	10'-8.5"
Slide Bolt Latch	5002-L122	5002-L12SP	1"	10'	4.5"	10'-5.5"
***Irish Gate Latch	8328-002	8328-00SP	1"	10'	4.5"	10'-5.5"
Lumber Required						
Posts	2 of 8' x 6" x6" (usually dressed out at 5.5" x 5.5")					
	Rails, Stiles(uprights) and Diagonal Braces made from full 1" thick by 5.5" wide lumber (commonly stocked decking material or rough cut lumber) we then cut down what we needed to the 2.5" width dimension for most of the gate and in the process removed any prefinished, rounded corners					
Top Rail(tapered)	3 of 10' x 1" x 5.5"					
Rails	2 of 10' x 1" x 5.5" (cut to 2.5" x 10')					
Stiles	3 of 4' x 1" x 5.5" (2 x 5" wide for the hinge side and 2 x 2.5" wide for the latch side)					
Diagonals	1 of 12' x 1" x 5.5" (cut to 2.5" x 6')					
Filler Pieces	use off cuts from other pieces for all filler pieces					
Fasteners Required						
	FP-DoubleV- Fastener Pack for Double V Gate (includes 14 pf 3.5" & 15 of 2.5" carriage bolts with nuts and washers & 40 of 1.75" wood screws)					
	<b>Optional Hold Back</b> - Use a 12" Cabin Hook (4270-122 or 4270-12SP) if you require a means of keeping the gate open					
	*** - In order to use the Irish Gate Latch on this gate with its 2.5" stile you will need to cut 2" off the latch bolt - a great option but extra work for the gate builder					

### SNUG COTTAGE HARDWARE

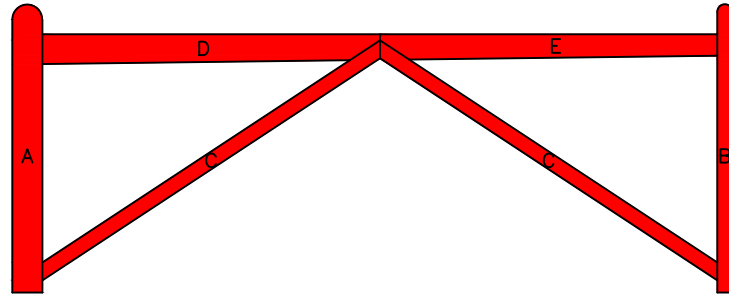
Download includes this materials list, component cutting and layout sheet, tips on installing gate posts, and detailed instructions.  
 For a complete listing of our free gate plans and gate layouts visit [hooverfence.com](http://hooverfence.com).



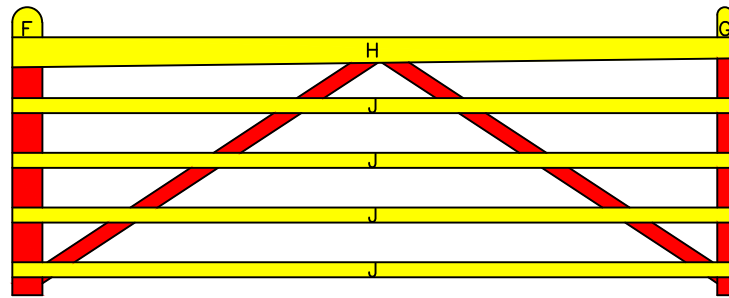
10' DOUBLE 'V' GATE



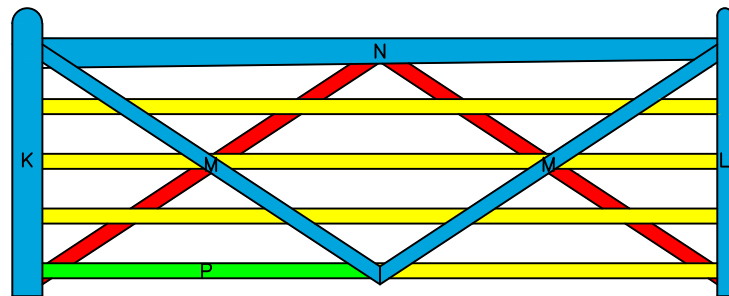
GATE DIMENSIONS



FIRST LAYER



SECOND LAYER



THIRD LAYER

BUILDING STEPS

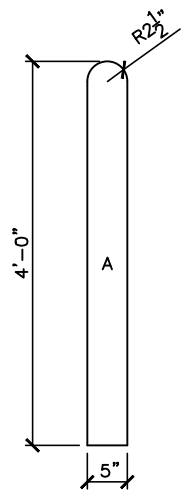
PROPERTY OF:

SNUG COTTAGE  
HARDWARE LLC  
MARYSVILLE MI.  
48040

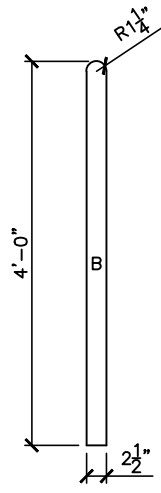
PRODUCT DESCRIPTION:

10' DOUBLE 'V' GATE

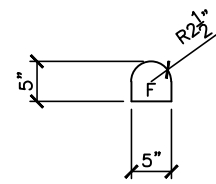
ALL DIMENSIONS  $\pm 0.125$ "



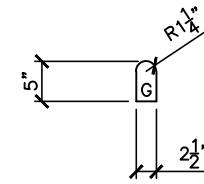
1-1" BOARD



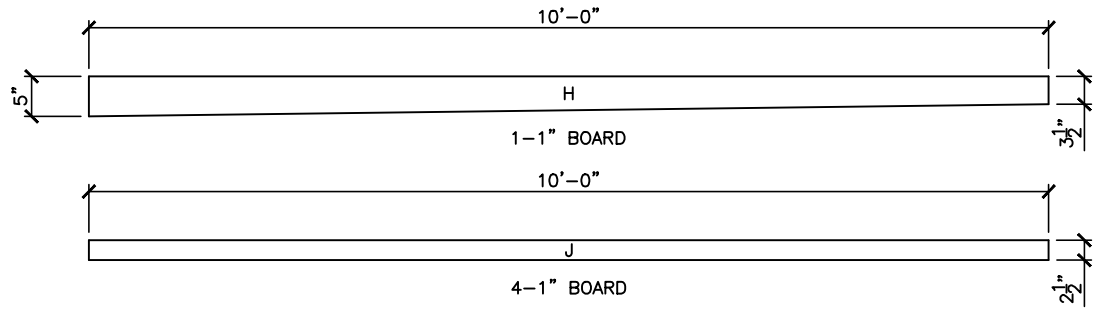
1-1" BOARD



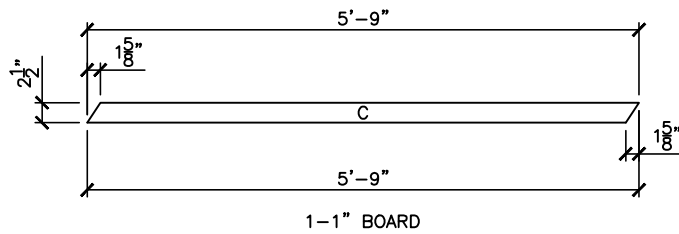
1-1" BOARD



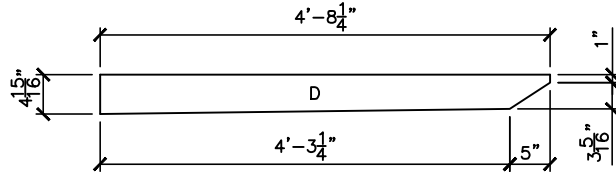
1-1" BOARD



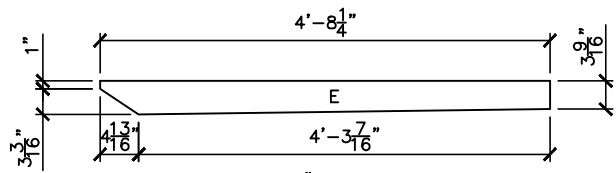
SECOND LAYER COMPONENTS



1-1" BOARD

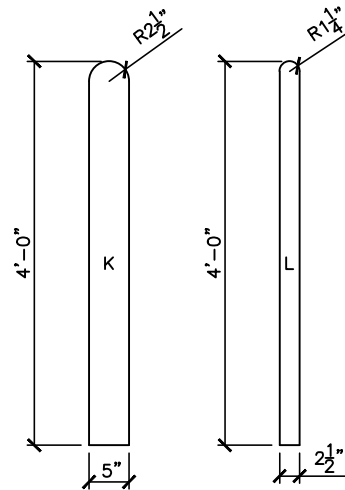


1-1" BOARD



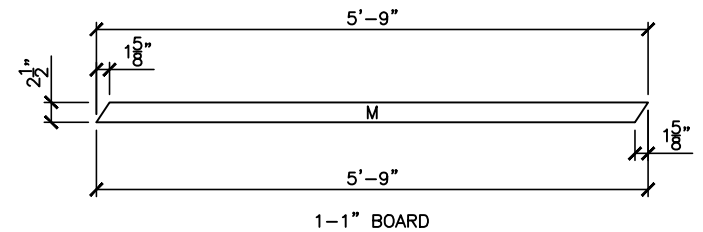
1-1" BOARD

FIRST LAYER COMPONENTS

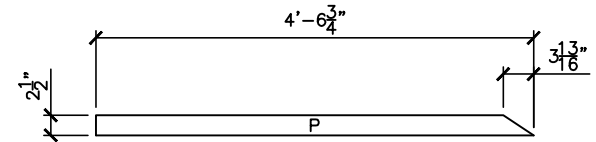


1-1" BOARD

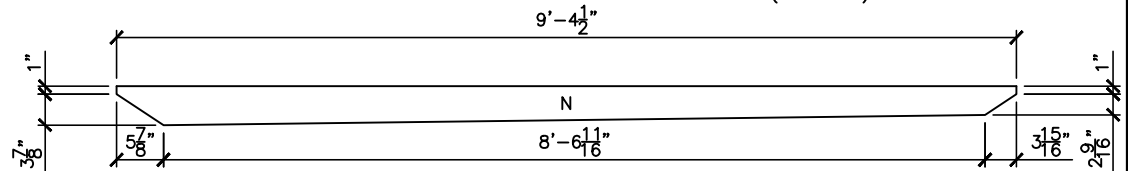
1-1" BOARD



1-1" BOARD



1-1" BOARD (OPTIONAL)



1-1" BOARD

THIRD LAYER COMPONENTS

PROPERTY OF:

SNUG COTTAGE  
HARDWARE LLC  
MARYSVILLE MI.  
48040

PRODUCT DESCRIPTION:

10' DOUBLE 'V' GATE COMPONENTS

ALL DIMENSIONS ±0.125"