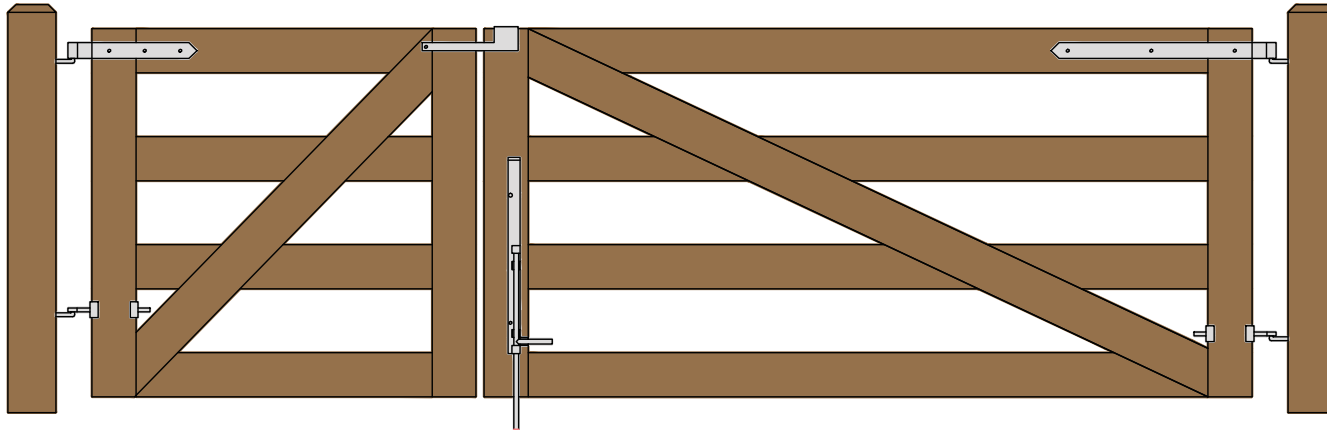


DOUBLE MAINE BOARD RAIL GATE (4 FOOT & 8 FOOT WIDE 46" HIGH GATES) CENTRAL EYE HINGES (Product Codes #8312) GATE HUNG BETWEEN POSTS



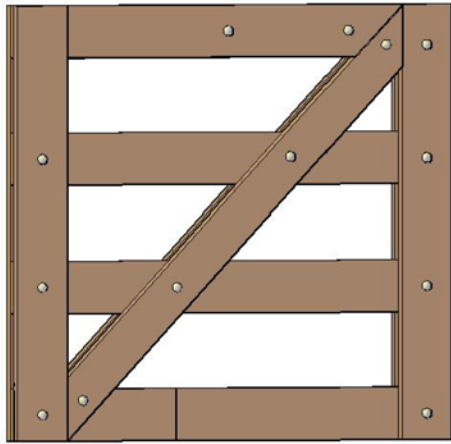
Distance between gate and hinge post	A
Width of Left Gate	B
Distance between gates	C
Width of Right Gate	D
Distance between gate and hinge post	E
Total distance between posts	F

		Hardware Required		Central Eye Hinge Advantages					
		Galvanized Finish	Black Powder Coat over Galvanized Finish						
Hinge Sets	1 of 8312-S122 and 1 of 8312-S242	1 of 8312-S12P and 1 of 8312-S24P							
fasteners included with hardware	Two Sets Includes								
	one 12" double strap (8312-422 or 8312-42SP) & 1 one 24" double strap (8312-542 or 8312-54SP)								
	two adjustable bottom gate fitting (8250-002 or 8250-00P)								
	four 12" adjustable gate pin (8800-122 or 8800-12P)								
Cane Bolt (Vertical)	1 or 2 of 5000-242*	1 or 2 of 5000-24SP*							
Central Latch Options				Dimensions (feet and inches)					
				A	B	C	D	E	F
Throw Over Gate Loop	4200-032	4200-03SP		4.5"	4'	1"	8'	4.5"	12' 10"
Cane Bolt and Keep	5000-122 plus 5000-002	5000-12SP plus 5000-00SP		4.5"	4'	1"	8'	4.5"	12' 10"
Lumber Required									
Posts	2 of 8' x 6" x6" (usually dressed out at 5.5" x 5.5")								
Rails, Stiles (uprights) and Diagonals	made from full 1" thick by 5.5" wide lumber (commonly stocked decking material or rough cut lumber)								
Rails	3 of 8' x 1" x 5.5" and 6 of 8' x 1" x 5.5"								
Stiles	4 of 8' x 1" x 5.5"								
Diagonals	1 of 10' x 1" x 5.5" and 2 of 8' x 1" x 5.5"								
Fasteners Required									
Approximately 100 of 1.75" x #8 wood screws (stainless preferred)									
28 of 3.5" x 3/8" carriage bolts (hot dipped galvanized or stainless steel), nuts, and washers									
*One 24" Cane Bolt (5000-242 or 5000-24SP) is required for central stability. Two are needed if you require a means of keeping the gates open.									

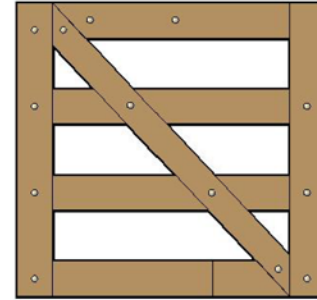
Hoover Fence Company

Download includes this materials list, component cutting and layout sheet, tips on installing gate posts, and detailed instructions.

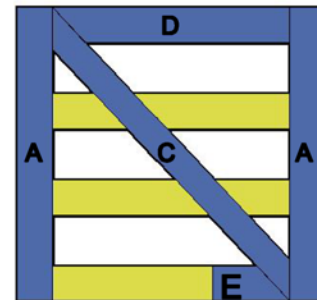
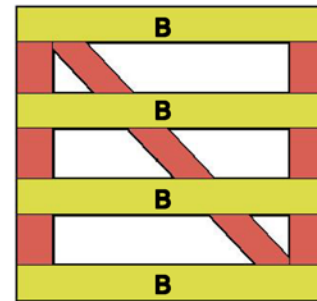
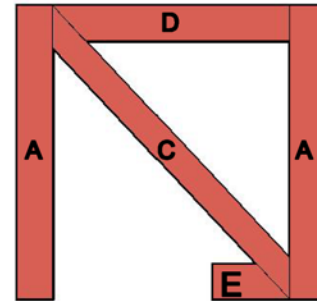
For a complete listing of our free gate plans and gate layouts visit hooverfence.com.



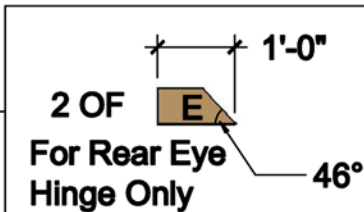
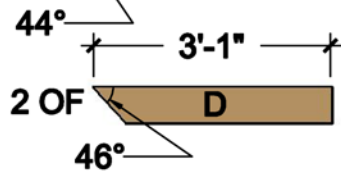
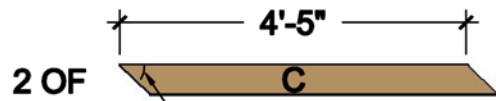
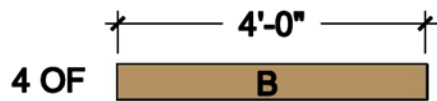
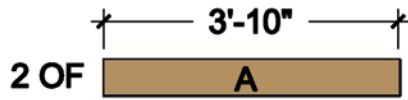
FLAT FRONTAL VIEW



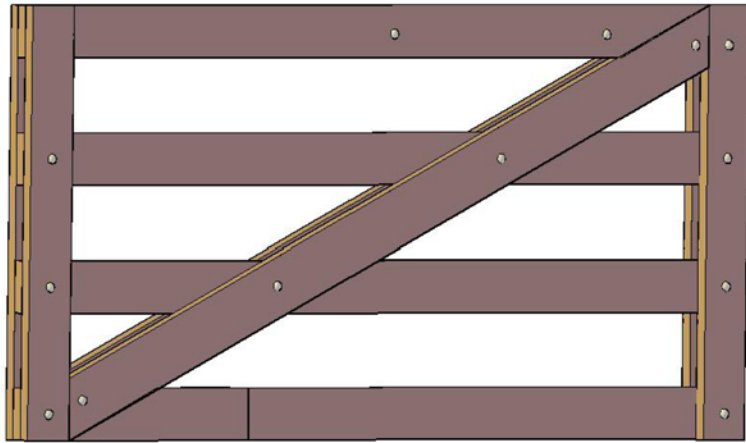
THREE LAYERS



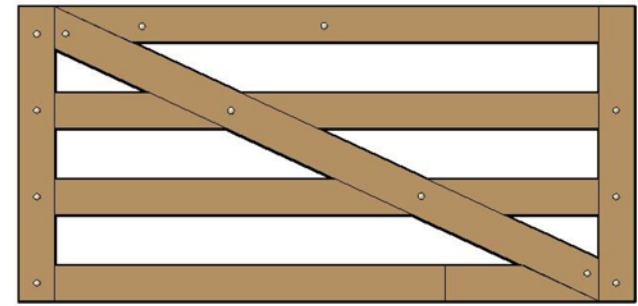
COMPONENTS (FULL 1" THICK x 5-1/2" WIDE)



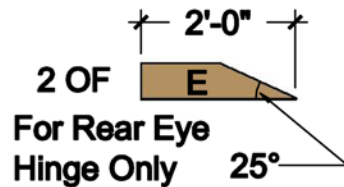
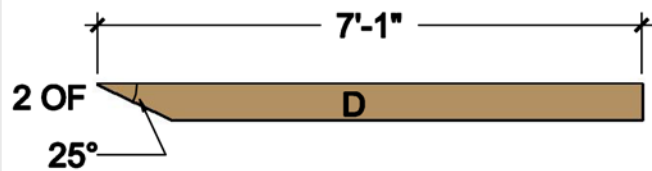
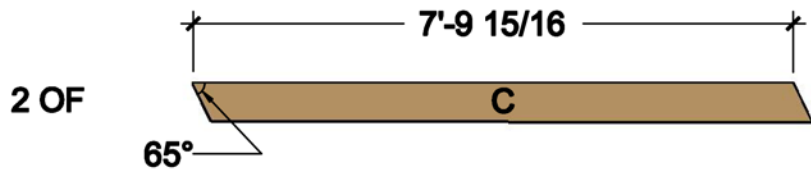
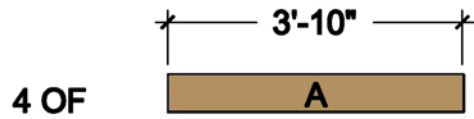
**Hoover Fence
4' Maine Board Gate**



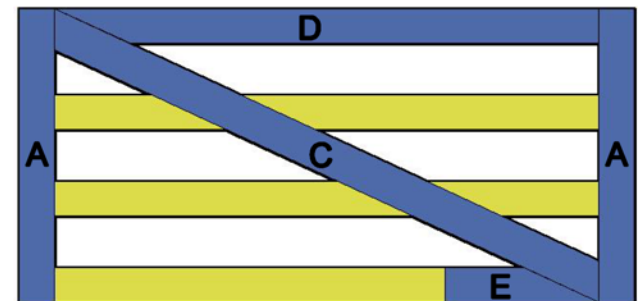
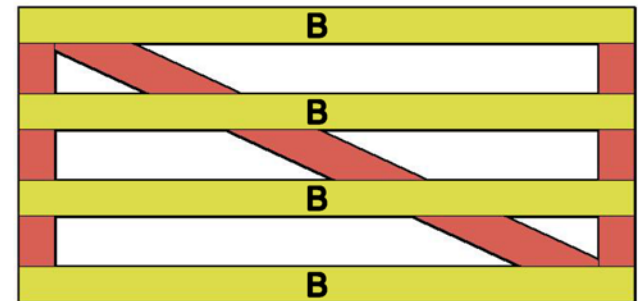
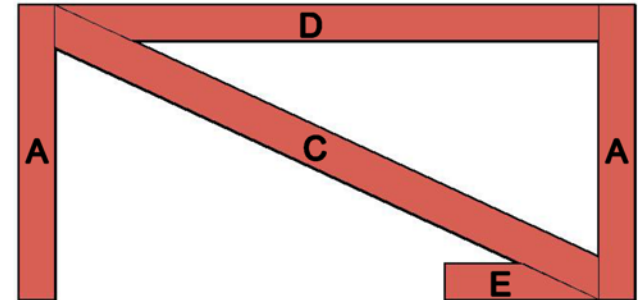
FLAT FRONTAL VIEW



COMPONENTS (FULL 1" THICK x 5-1/2" WIDE)



THREE LAYERS



Hoover Fence Company
8' Maine Board Gate