

FEATURES

LED DIAGNOSTIC DISPLAY Simplifies installation and troubleshooting.



SOLAR-READY ULTRA-RELIABLE SYSTEM

Simple solar conversion delivers power when you need it most and is extremely power efficient at all other times to maximize solar performance.

BI-PART DELAY Monitors and adjusts speed and position of each wing to ensure primary gate closes last.

SYNCHRONIZED CLOSE Simultaneously closes gates.

WITH OPTIONAL EXPANSION BOARD

PROGRAMMABLE AUXILIARY RELAYS

Easily add additional features, such as warning lights/alarms.

ANTI-TAILGATE

Prevents unauthorized access. Gate will pause when closing as vehicle pulls onto interrupt loop or breaks photo beam. Once vehicle backs up, gate will continue to close.

QUICK CLOSE Closes the gate immediately after a vehicle pulls off the interrupt loop.

HOMELINK® COMPATIBLE Version 4 and higher.

SECURITY+ 2.0® ON-BOARD RADIO RECEIVER

Up to 50 remote controls (unlimited with 811LM/813LM).

SPECIFICATIONS

POWER

12VDC or Solar Powered.

ACCESSORY POWER

12VDC 500mA output.
Switched and unswitched power.

MONITORED SAFETY INPUTS

3 Main Board, 3 Optional Expansion Board.

TEMPERATURE SPECIFICATIONS

Without Heater:

-4°F (-20°C) to 140°F (60°C).

With Optional Heater (HTR):

-40°F (-40°C) to 140°F (60°C).

UL USAGE CLASSIFICATION

I, II, III, and IV.

GATE TRAVEL SPEED

90-degree opening in 13-15 seconds.

CONSTRUCTION

P3 MOTOR®

12VDC continuous-duty motor.

OPERATOR DUTY RATING

250 cycles per day.

CHASSIS

Constructed with 1/4" gold zinc-plated steel for rust prevention.

WORM GEAR REDUCTION

Two commercial oil bath gearboxes with 900:1 worm gear reduction.

COVER

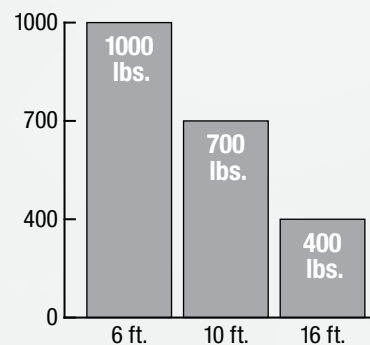
High-density, UV-resistant polycarbonate 2-piece cover for excellent heat and corrosion resistance.

OPERATOR WEIGHT

180 lbs.

RECOMMENDED CAPACITIES

Rated for gates up to 16 ft. in length or weighing up to 1,000 lbs.



BATTERY BACKUP OPERATION**

BATTERY	CYCLES	STANDBY TIME
(1) 7Ah	147	63 Days
(2) 7Ah	354	126 Days
(1) 33Ah	877	180 Days

** Low power draw safety sensors and accessories recommended for best performance on battery backup.

ADDITIONAL ACCESSORIES



Telephone Intercom and Access Control System (EL1SS)

Provides wired telephone intercom communication and secure access control at the gate or door.



Solar Panel (SP10W12V)

Solar option available. Efficient reliable system.



Door and Gate Monitor (829LM)

Monitor or close the gate from any room in your facility.



Universal Single and 3-Button Remote Controls (811LM/813LM)

Ideal for applications requiring a large number of remote controls.



Unrivaled Performance, Safety and Accessibility

Built to deliver unsurpassed safety and performance, our 2016 UL Listed Gate Operators and Monitored Safety Entrapment Devices provide peace of mind for every gate application.

NOW INCLUDED:

Monitored Retro-Reflective Photo Eye (LMRRU)



RSW12U: Setting the New Standard with Best-in-Class Features

Our P3 Motor® is designed to perform in the most demanding environments.

Heavy-Duty Commercial Gear-Driven Transmission provides unsurpassed reliability.

Soft Start/Stop Operation extends operator and hardware life in high-cycle and heavy-gate applications.


Wireless Dual-Gate Communication eliminates expensive conduit costs and unsightly driveway scars.

IDEAL FOR

Heavy residential gates and light commercial applications. Powerful DC motor provides smooth, quiet operation.

WARRANTY

Three years.



Fire Department Compliance allows gate to auto open or push-to-open upon loss of AC power or battery depletion.

Emergency Release simple-to-use release handle allows gate to be operated manually and maintain limit position once re-engaged.

Surge Suppression provides industrial surge and lightning protection against strikes up to 50 feet away.

Quick Close/Anti-Tailgate quickly secures property, preventing unauthorized access (requires optional Expansion Board).

New 2016 UL 325 Gate Guidelines

LiftMaster is committed to helping the industry design, install and service safe gate applications that are tested and certified to meet the most stringent industry safety standards.

What You Need to Know:

- Two monitored safety entrapment protection devices must be installed at each entrapment point, including:
 - The inherent reversing system built in to each LiftMaster Gate Operator
 - LiftMaster Monitored Photo Eyes and/or Edge Sensors**
- Gate operators will now monitor for fault conditions of external entrapment protection devices.
- New regulations go into effect January 2016.



Safety Accessories



Monitored Retro-Reflective Photo Eye (LMRRU)

- Sensing distance up to 50 ft., NEMA 4X.
- Hoods come standard.



Monitored Through-Beam Photo Eyes (LMTBU)

- Wireless network mode eliminates the need to wire between operators in dual-gate applications.
- Sensing distance up to 90 ft., NEMA 4X.
- Hoods come standard.




Monitored Wireless Edge Kit (LMWEKITU)

- Low-energy Bluetooth® transmission provides industry-leading battery life (2 years).
- Accepts up to 4 transceivers, 2 resistive edges per transceiver.
- Sensing distance up to 130 ft., NEMA 4X.
- Compatible with LiftMaster Monitored Edges.

****Only LiftMaster Monitored Photo Eyes or Edge Sensors may be used with this operator to meet the 2016 UL 325 Standard.**

Monitored Safety Inputs

Come standard with the RSW12U.



- Includes 3 Monitored Safety Inputs to cover all entrapment points. (Add 3 more inputs with optional Expansion Board).

Exclusively LiftMaster®: What Sets Us Apart



Secures and safeguards your property by providing up to **147* cycles or up to 63 days*** of standby power when the power is down.

Security+ 2.0®

Access your property quickly with Security+ 2.0® Technology that utilizes a tri-band signal that virtually eliminates interference and offers extended range each time the remote control is used.



Securely control and monitor your Gate Operator from anywhere and get activity notifications through the MyQ® app.



LiftMaster has designed its own purpose built motor to meet the exact requirements needed to open and close your gate.

Add to Your System



Plug-in Loop Detector (LOOPDETLM) Ensures vehicles are easily identified to exit property or interrupt gate travel if a vehicle is in its path.

Power-efficient design uses less power to maximize cycles when operating on Battery Backup.



Internet Gateway (828LM)*** Connects your MyQ®-Enabled Gate Operator to the Internet with this device and the free MyQ app.



Wireless Commercial Keypad (KPW250) Sleek, zinc-alloy metal front cover is extremely durable. Electronics encapsulated for reliable outdoor use. Compatible with Security+ 2.0®, Security+® and Linear MultiCode®† 250-code capacity.



2-Button and 4-Button Security+ 2.0® Learning Remote Controls (892LT/894LT) Can learn or clone other LiftMaster codes or frequencies.

* Basic setup with remote controls programmed. Does not include added accessory power draw. LiftMaster low power draw accessories recommended to extend cycles and standby time on battery backup.

*** Internet Gateway Accessory functionality is dependent on communication with a MyQ®-Enabled Gate Operator. MyQ Technology communication can be limited by distance and type of exterior building materials. A general range estimate is 300 ft.

† MultiCode is a registered trademark of Nortek Security & Control LLC.